

For Research Use Only

RPL18A Recombinant antibody, PBS Only

Catalog Number: 83928-1-PBS



Basic Information

Catalog Number:

83928-1-PBS

Size:

1 mg/ml

Source:

Rabbit

Isotype:

IgG

Immunogen Catalog Number:

AG6251

GenBank Accession Number:

BC066319

GeneID (NCBI):

6142

UNIPROT ID:

Q02543

Full Name:

ribosomal protein L18a

Calculated MW:

21 kDa

Observed MW:

23 kDa

Purification Method:

Protein A purification

CloneNo.:

240841B1

Applications

Tested Applications:

WB, IHC, ELISA

Species Specificity:

human, mouse, rat

Background Information

RPL18A, also named as 60S ribosomal protein L18a (Ribosomal Protein L18a), located on 19p13.11, is a protein coding gene. RPL18A is a member of the L18AE family of ribosomal proteins that is a component of the 60S subunit. The encoded protein may play a role in viral replication by interacting with the hepatitis C virus internal ribosome entry site (IRES). Diseases such as Hepatitis C Virus and Omsk Hemorrhagic Fever are associated with RPL18A. The molecular weight of RPL18A is 23 kDa.

Storage

Storage:

Store at -80°C.

The product is shipped with ice packs. Upon receipt, store it immediately at -80°C

Storage Buffer:

PBS Only

For technical support and original validation data for this product please contact:

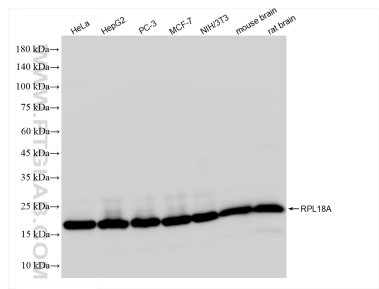
T: 4006900926

E: Proteintech-CN@ptglab.com

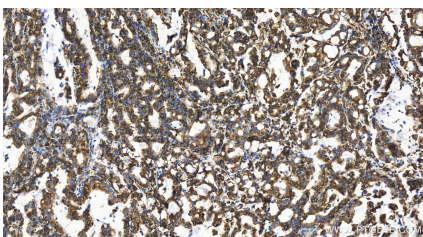
W: ptgcn.com

This product is exclusively available under Proteintech Group brand and is not available to purchase from any other manufacturer.

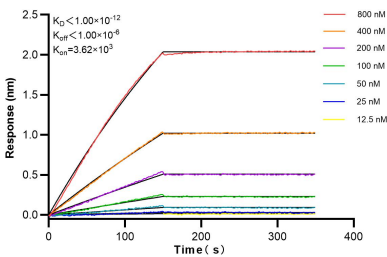
Selected Validation Data



Various lysates were subjected to SDS PAGE followed by western blot with 83928-1-RR (RPL18A antibody) at dilution of 1:10000 incubated at room temperature for 1.5 hours. This data was developed using the same antibody clone with 83928-1-PBS in a different storage buffer formulation.



Immunohistochemical analysis of paraffin-embedded human stomach cancer tissue slide using 83928-1-RR (RPL18A antibody) at dilution of 1:2000 (under 20x lens). Heat mediated antigen retrieval with Tris-EDTA buffer(pH9). This data was developed using the same antibody clone with 83928-1-PBS in a different storage buffer formulation.



Biolayer interferometry (BLI) kinetic assays of 83928-1-RR against Human RPL18A were performed. The affinity constant is below 1 pM.