

For Research Use Only

ANK2 Recombinant antibody, PBS Only (Detector)

Catalog Number: 83912-1-PBS



Basic Information

Catalog Number:

83912-1-PBS

Concentration:

1 mg/ml

Source:

Rabbit

Isotype:

IgG

Immunogen Catalog Number:

AG34642

GenBank Accession Number:

NM_001148

GeneID (NCBI):

287

UNIPROT ID:

Q01484

Full Name:

ankyrin 2, neuronal

Calculated MW:

434 kDa

Purification Method:

Protein A purification

CloneNo.:

240982B1

Applications

Tested Applications:

Cytometric bead array, Indirect ELISA

Species Specificity:

human

Background Information

Storage

Storage:

Store at -80°C.

The product is shipped with ice packs. Upon receipt, store it immediately at -80°C

Storage Buffer:

PBS Only

For technical support and original validation data for this product please contact:

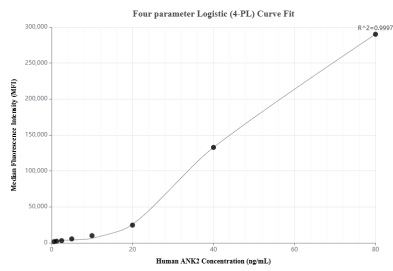
T: 4006900926

E: Proteintech-CN@ptglab.com

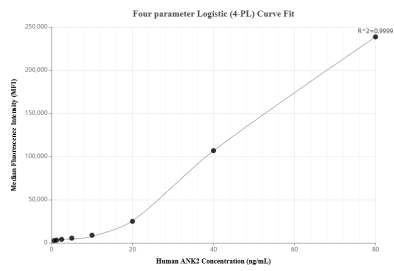
W: ptgcn.com

This product is exclusively available under Proteintech Group brand and is not available to purchase from any other manufacturer.

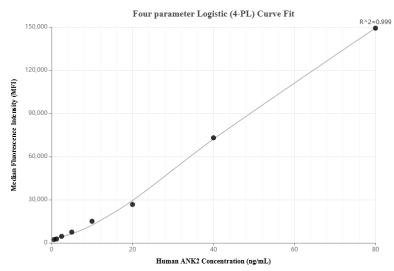
Selected Validation Data



Cytometric bead array standard curve of MP00843-1, ANK2 Recombinant Matched Antibody Pair, PBS Only. Capture antibody: 83912-3-PBS. Detection antibody: 83912-1-PBS. Standard: Ag34642. Range: 0.625-80 ng/mL



Cytometric bead array standard curve of MP00843-2, ANK2 Recombinant Matched Antibody Pair, PBS Only. Capture antibody: 83912-4-PBS. Detection antibody: 83912-1-PBS. Standard: Ag34642. Range: 0.625-80 ng/mL



Cytometric bead array standard curve of MP00843-3, ANK2 Recombinant Matched Antibody Pair, PBS Only. Capture antibody: 83912-2-PBS. Detection antibody: 83912-1-PBS. Standard: Ag34642. Range: 0.625-80 ng/mL