

For Research Use Only

FBP2 Recombinant antibody, PBS Only (Detector)

Catalog Number: 83910-4-PBS



Basic Information

Catalog Number:

83910-4-PBS

Size:

1 mg/ml

Source:

Rabbit

Isotype:

IgG

Immunogen Catalog Number:

AG18245

GenBank Accession Number:

BC113632

GeneID (NCBI):

8789

UNIPROT ID:

O00757

Full Name:

fructose-1,6-bisphosphatase 2

Calculated MW:

339 aa, 37 kDa

Purification Method:

Protein A purification

CloneNo.:

240879F10

Applications

Tested Applications:

Cytometric bead array, Indirect ELISA

Species Specificity:

human

Background Information

Storage

Storage:

Store at -80°C.

The product is shipped with ice packs. Upon receipt, store it immediately at -80°C

Storage Buffer:

PBS Only

For technical support and original validation data for this product please contact:

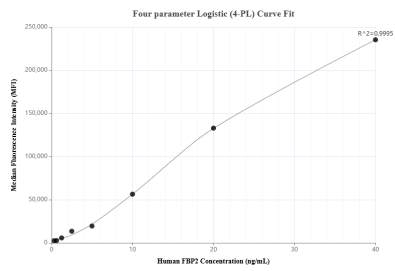
T: 4006900926

E: Proteintech-CN@ptglab.com

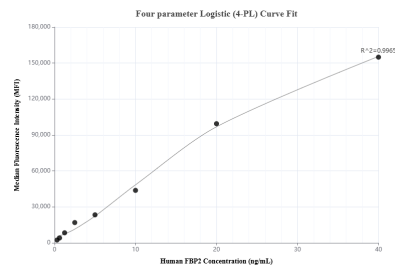
W: ptgcn.com

This product is exclusively available under Proteintech Group brand and is not available to purchase from any other manufacturer.

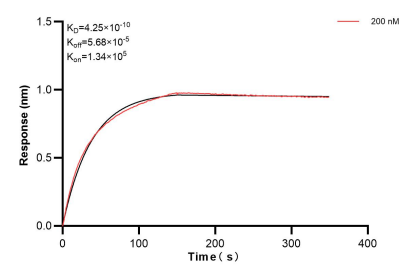
Selected Validation Data



Cytometric bead array standard curve of MP00855-1, FBP2 Recombinant Matched Antibody Pair, PBS Only. Capture antibody: 83910-2-PBS. Detection antibody: 83910-4-PBS. Standard: Ag18245. Range: 0.313-40 ng/mL



Cytometric bead array standard curve of MP00855-3, FBP2 Recombinant Matched Antibody Pair, PBS Only. Capture antibody: 83910-1-PBS. Detection antibody: 83910-4-PBS. Standard: Ag18245. Range: 0.313-40 ng/mL



Biolayer interferometry (BLI) kinetic assay of 83910-4-PBS against Human FBP2 was performed. The affinity constant is 0.425 nM.