

For Research Use Only

PLEC Recombinant antibody, PBS Only (Capture/Detector)

Catalog Number: 83898-2-PBS



Basic Information

Catalog Number:

83898-2-PBS

Size:

1 mg/ml

Source:

Rabbit

Isotype:

IgG

Immunogen Catalog Number:

AG29418

GenBank Accession Number:

NM_201380

GeneID (NCBI):

5339

UNIPROT ID:

Q15149

Full Name:

plectin 1, intermediate filament
binding protein 500kDa

Calculated MW:

532 kDa

Purification Method:

Protein A purification

CloneNo.:

240891D8

Applications

Tested Applications:

Cytometric bead array, Indirect ELISA

Species Specificity:

human

Background Information

Storage

Storage:

Store at -80°C.

The product is shipped with ice packs. Upon receipt, store it immediately at -80°C

Storage Buffer:

PBS Only

For technical support and original validation data for this product please contact:

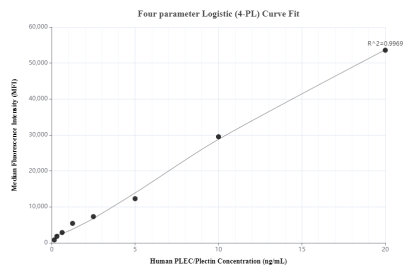
T: 4006900926

E: Proteintech-CN@ptglab.com

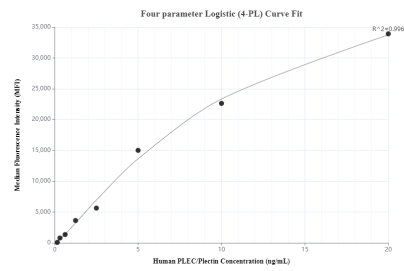
W: ptgcn.com

This product is exclusively available under Proteintech Group brand and is not available to purchase from any other manufacturer.

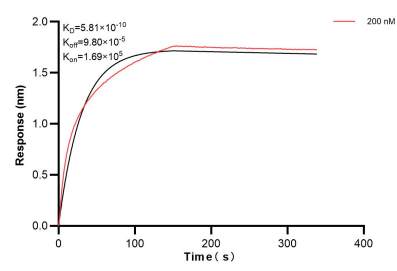
Selected Validation Data



Cytometric bead array standard curve of MP00839-1, PLEC Recombinant Matched Antibody Pair, PBS Only. Capture antibody: 83898-2-PBS. Detection antibody: 83898-3-PBS. Standard: Ag29418. Range: 0.156-20 ng/mL



Cytometric bead array standard curve of MP00839-2, PLEC Recombinant Matched Antibody Pair, PBS Only. Capture antibody: 83898-1-PBS. Detection antibody: 83898-2-PBS. Standard: Ag29418. Range: 0.156-20 ng/mL



Biolayer interferometry (BLI) kinetic assay of 83898-2-PBS against Human PLEC was performed. The affinity constant is 0.581 nM.