

For Research Use Only

Rat Lipocalin-2/NGAL Recombinant antibody, PBS Only (Detector)

Catalog Number: 83853-5-PBS



Basic Information

Catalog Number:

83853-5-PBS

Concentration:

1 mg/ml

Source:

Rabbit

Isotype:

IgG

Immunogen Catalog Number:

EG1022

GenBank Accession Number:

GeneID (NCBI):

170496

UNIPROT ID:

P30152

Full Name:

Lipocalin 2

Calculated MW:

22kDa

Purification Method:

Protein A purification

CloneNo.:

240792D7

Applications

Tested Applications:

Sandwich ELISA, Indirect ELISA, Sample test

Species Specificity:

rat

Background Information

Storage

Storage:

Store at -80°C.

The product is shipped with ice packs. Upon receipt, store it immediately at -80°C

Storage Buffer:

PBS only, pH7.3

For technical support and original validation data for this product please contact:

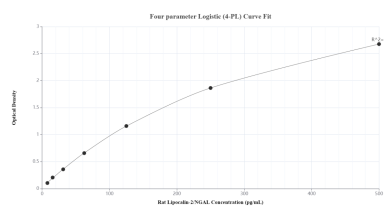
T: 4006900926

E: Proteintech-CN@ptglab.com

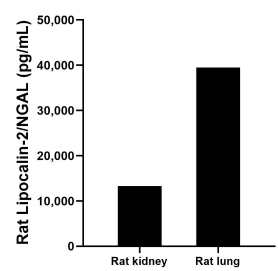
W: ptgcn.com

This product is exclusively available under Proteintech Group brand and is not available to purchase from any other manufacturer.

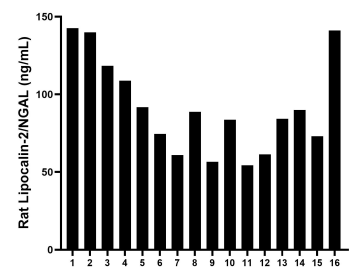
Selected Validation Data



Sandwich ELISA standard curve of MP00790-4, Rat Lipocalin-2/NGAL Recombinant Matched Antibody Pair - PBS only. 83853-4-PBS was coated to a plate as the capture antibody and incubated with serial dilutions of standard Eg1022. 83853-5-PBS was HRP conjugated as the detection antibody. Range: 7.8-500 pg/mL



The mean Lipocalin-2/NGAL concentration was determined to be 13,314.6 pg/mL in rat kidney tissue extract based on a 2.0 mg/mL extract load and 39,497.5 pg/mL in rat lung tissue extract based on a 1.0 mg/mL extract load.



Serum of sixteen rats was measured. The Lipocalin-2/NGAL concentration of detected samples was determined to be 91.9 ng/mL with a range of 54.4 - 142.6 ng/mL.