

For Research Use Only

Mouse CD84 Recombinant antibody, PBS Only (Capture)

Catalog Number:83828-2-PBS



Basic Information

Catalog Number:

83828-2-PBS

Size:

1 mg/ml

Source:

Rabbit

Isotype:

IgG

GenBank Accession Number:

GeneID (NCBI):

12523

UNIPROT ID:

Q18P16-1

Full Name:

CD84 antigen

Calculated MW:

37 kDa

Purification Method:

Protein A purification

CloneNo.:

240903F8

Applications

Tested Applications:

Cytometric bead array, Sandwich ELISA, Indirect ELISA,

Sample test

Species Specificity:

mouse

Background Information

Storage

Storage:

Store at -80°C.

The product is shipped with ice packs. Upon receipt, store it immediately at -80°C

Storage Buffer:

PBS Only

For technical support and original validation data for this product please contact:

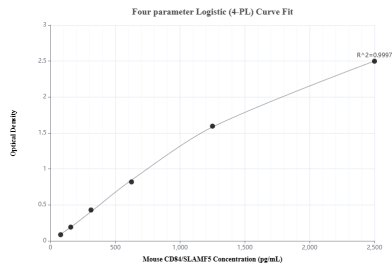
T: 4006900926

E: Proteintech-CN@ptglab.com

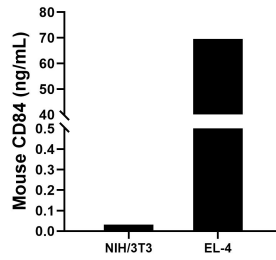
W: ptgcn.com

This product is exclusively available under Proteintech Group brand and is not available to purchase from any other manufacturer.

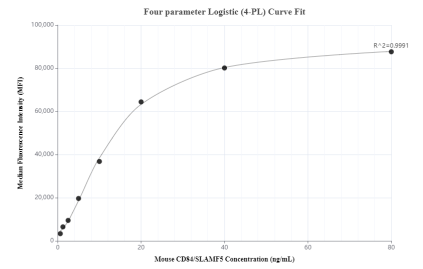
Selected Validation Data



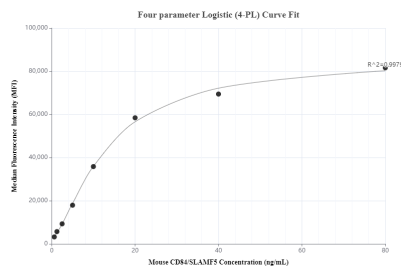
Sandwich ELISA standard curve of MP00792-2, Mouse CD84 Recombinant Matched Antibody Pair - PBS only. 83828-2-PBS was coated to a plate as the capture antibody and incubated with serial dilutions of standard Eg1313. 83828-3-PBS was HRP conjugated as the detection antibody. Range: 78.1-2500 pg/mL



The mean CD84 concentration was determined to be 0.032 ng/mL in NIH/3T3 cell extract based on a 3.3 mg/mL extract load and 69.60 ng/mL in EL-4 cell extract based on a 5.2 mg/mL extract load.



Cytometric bead array standard curve of MP00792-2, MOUSE CD84 Recombinant Matched Antibody Pair, PBS Only. Capture antibody: 83828-2-PBS. Detection antibody: 83828-3-PBS. Standard: Eg1313. Range: 0.625-80 ng/mL



Cytometric bead array standard curve of MP00792-3, MOUSE CD84 Recombinant Matched Antibody Pair, PBS Only. Capture antibody: 83828-2-PBS. Detection antibody: 83828-1-PBS. Standard: Eg1313. Range: 0.625-80 ng/mL.