

For Research Use Only

GADD45GIP1 Recombinant antibody, PBS Only

Catalog Number: 83823-5-PBS



Basic Information

Catalog Number:

83823-5-PBS

Size:

1 mg/ml

Source:

Rabbit

Isotype:

IgG

Immunogen Catalog Number:

AG9299

GenBank Accession Number:

BC013027

GeneID (NCBI):

90480

UNIPROT ID:

Q8TAE8

Full Name:

growth arrest and DNA-damage-inducible, gamma interacting protein
1

Calculated MW:

222 aa, 25 kDa

Observed MW:

25-28 kDa

Purification Method:

Protein A purification

CloneNo.:

240947D1

Applications

Tested Applications:

WB, IHC, ELISA

Species Specificity:

human

Background Information

Growth arrest and DNA-damage-inducible proteins-interacting protein 1 (GADD45GIP1), also known as CRIF1, is newly identified de novo components in large subunit of mitoribosome. It is essential for the translation of mitochondrial oxidative phosphorylation (OXPHOS) polypeptides in mammalian mitochondria. The essential role of CRIF1 in mitochondrial synthesis and membrane integration of OXPHOS polypeptides was shown in brain-specific CRIF1-deficient mice, which exhibited profound OXPHOS failure and marked neurodegeneration. (PMID 22819524) In addition, GADD45GIP1 enhances the function of GADD45 in maintaining genome stability, DNA repair and cell cycle regulation by interacting with the GADD45 protein family. It's reported that GADD45GIP1 may be induced by p53, a process that is closely related to the cell's response to DNA damage. (PMID:28599472)

Storage

Storage:

Store at -80°C.

The product is shipped with ice packs. Upon receipt, store it immediately at -80°C

Storage Buffer:

PBS Only

For technical support and original validation data for this product please contact:

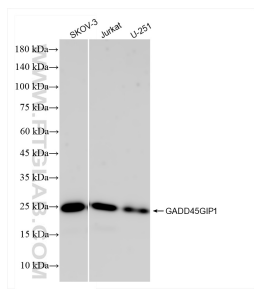
T: 4006900926

E: Proteintech-CN@ptglab.com

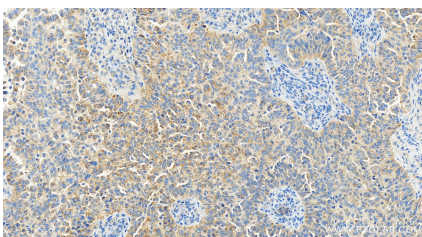
W: ptgcn.com

This product is exclusively available under Proteintech Group brand and is not available to purchase from any other manufacturer.

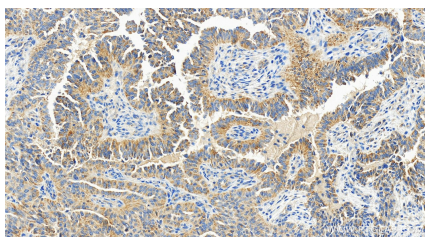
Selected Validation Data



Various lysates were subjected to SDS PAGE followed by western blot with 83823-5-RR (GADD45GIP1 antibody) at dilution of 1:1000 incubated at room temperature for 1.5 hours. This data was developed using the same antibody clone with 83823-5-PBS in a different storage buffer formulation.



Immunohistochemical analysis of paraffin-embedded human ovarian cancer slide using 83823-5-RR (GADD45GIP1 antibody) at dilution of 1:200 (under 20x lens). Heat mediated antigen retrieval with Tris-EDTA buffer (pH 9.0). This data was developed using the same antibody clone with 83823-5-PBS in a different storage buffer formulation.



Immunohistochemical analysis of paraffin-embedded human ovarian cancer slide using 83823-5-RR (GADD45GIP1 antibody) at dilution of 1:200 (under 20x lens). Heat mediated antigen retrieval with Tris-EDTA buffer (pH 9.0). This data was developed using the same antibody clone with 83823-5-PBS in a different storage buffer formulation.