

For Research Use Only

CDH17 Recombinant antibody, PBS Only (Capture/Detector)

Catalog Number: 83793-1-PBS



Basic Information

Catalog Number:

83793-1-PBS

Size:

1 mg/ml

Source:

Rabbit

Isotype:

IgG

Immunogen Catalog Number:

AG19488

GenBank Accession Number:

BC113464

GeneID (NCBI):

1015

UNIPROT ID:

Q12864

Full Name:

cadherin 17, LI cadherin (liver-intestine)

Calculated MW:

832 aa, 92 kDa

Purification Method:

Protein A purification

CloneNo.:

240681D3

Applications

Tested Applications:

Indirect ELISA, Cytometric bead array

Species Specificity:

human

Background Information

Storage

Storage:

Store at -80°C.

The product is shipped with ice packs. Upon receipt, store it immediately at -80°C

Storage Buffer:

PBS Only

For technical support and original validation data for this product please contact:

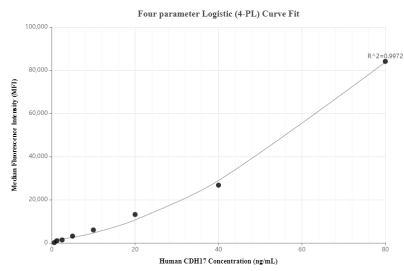
T: 4006900926

E: Proteintech-CN@ptglab.com

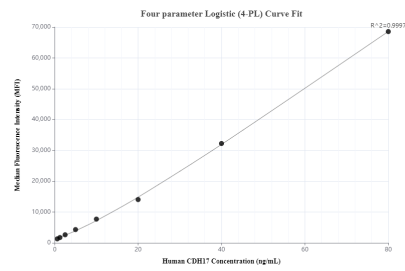
W: ptgcn.com

This product is exclusively available under Proteintech Group brand and is not available to purchase from any other manufacturer.

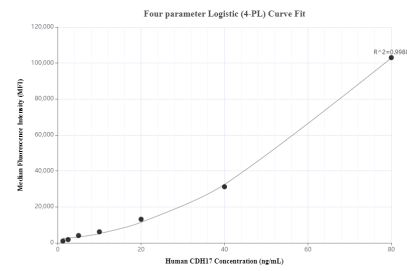
Selected Validation Data



Cytometric bead array standard curve of MP00742-1, CDH17/Cadherin-17 Recombinant Matched Antibody Pair, PBS Only. Capture antibody: 83793-1-PBS. Detection antibody: 83793-2-PBS. Standard: Ag19488. Range: 0.625-80 ng/mL



Cytometric bead array standard curve of MP00742-2, CDH17/Cadherin-17 Recombinant Matched Antibody Pair, PBS Only. Capture antibody: 83793-1-PBS. Detection antibody: 83793-3-PBS. Standard: Ag19488. Range: 0.625-80 ng/mL



Cytometric bead array standard curve of MP00742-3, CDH17/Cadherin-17 Recombinant Matched Antibody Pair, PBS Only. Capture antibody: 83793-4-PBS. Detection antibody: 83793-1-PBS. Standard: Ag19488. Range: 1.25-80 ng/mL