

For Research Use Only

VEGF-C Recombinant monoclonal antibody

Catalog Number:83727-7-RR



Basic Information

Catalog Number: 83727-7-RR	GenBank Accession Number: BC035212	Purification Method: Protein A purification
Source: Rabbit	GeneID (NCBI): 7424	CloneNo.: 251992H1
Isotype: IgG	UNIPROT ID: P49767	Recommended Dilutions: WB: 1:5000-1:50000 IF/ICC: 1:200-1:800
Immunogen Catalog Number: EG1482	Full Name: vascular endothelial growth factor C	
	Calculated MW: 419 aa, 47 kDa	
	Observed MW: 43 kDa	

Applications

Tested Applications: WB, IF/ICC, ELISA	Positive Controls:
Species Specificity: human	WB : MCF-7 cells, SW480 cells IF/ICC : MCF-7 cells,

Background Information

VEGFC is a member of the platelet-derived growth factor / vascular endothelial growth factor (PDGF/VEGF) family. The main function of VEGFC is to promote the growth of lymphatic vessels (Lymphangiogenesis). It acts on lymphatic endothelial cells (LECs) primarily via its receptor VEGFR-3 promoting survival, growth, and migration.

Storage

Storage:
Store at -20°C. Stable for one year after shipment.
Storage Buffer:
PBS with 0.02% sodium azide and 50% glycerol, pH7.3
Aliquoting is unnecessary for -20°C storage

For technical support and original validation data for this product please contact:

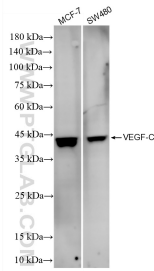
T: 4006900926

E: Proteintech-CN@ptglab.com

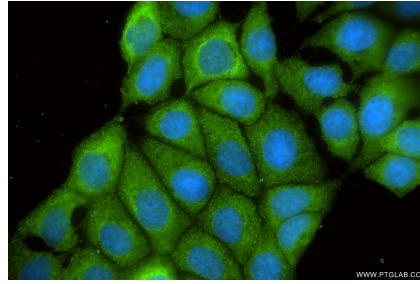
W: ptgcn.com

This product is exclusively available under Proteintech Group brand and is not available to purchase from any other manufacturer.

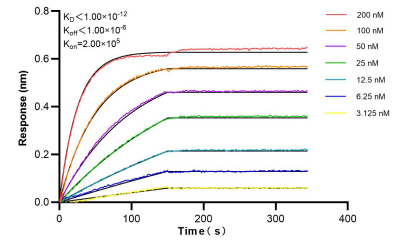
Selected Validation Data



Various lysates were subjected to SDS PAGE followed by western blot with 83727-7-RR (VEGF-C antibody) at dilution of 1:10000 incubated at room temperature for 1.5 hours.



Immunofluorescent analysis of (-20°C Ethanol) fixed MCF-7 cells using VEGF-C antibody (83727-7-RR, Clone: 251992H1) at dilution of 1:400 and Multi-rAb CoraLite® Plus 488-Goat Anti-Rabbit Recombinant Secondary Antibody (H+L) (RGAR002).



Bi-layer interferometry (BLI) kinetic assays of 83727-7-RR against Human VEGF-C were performed. The affinity constant is below 1 pM.