

For Research Use Only

RAP1A Recombinant monoclonal antibody, PBS Only

Catalog Number: 83708-2-PBS



Basic Information

Catalog Number:

83708-2-PBS

Source:

Rabbit

Isotype:

IgG

Immunogen Catalog Number:

AG9488

GenBank Accession Number:

BC014086

GeneID (NCBI):

5906

UNIPROT ID:

P62834

Full Name:

RAP1A, member of RAS oncogene family

Calculated MW:

184 aa, 21 kDa

Purification Method:

Protein A purification

CloneNo.:

240438E10

Applications

Tested Applications:

WB, FC (Intra), ELISA

Species Specificity:

human, mouse, rat

Background Information

Storage

Storage:

Store at -80°C.

The product is shipped with ice packs. Upon receipt, store it immediately at -80°C

Storage Buffer:

PBS only, pH7.3

For technical support and original validation data for this product please contact:


T: 4006900926

E: Proteintech-CN@ptglab.com

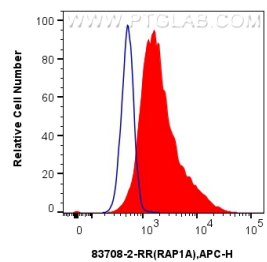
W: ptgcn.com

This product is exclusively available under Proteintech Group brand and is not available to purchase from any other manufacturer.

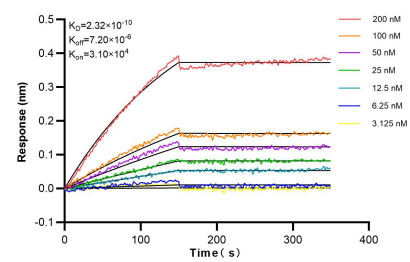
Selected Validation Data



Various lysates were subjected to SDS PAGE followed by western blot with 83708-2-RR (RAP1A antibody) at dilution of 1:10000 incubated at room temperature for 1.5 hours. This data was developed using the same antibody clone with 83708-2-PBS in a different storage buffer formulation.



1x10⁶ HeLa cells were intracellularly stained with 0.25 ug RAP1A Recombinant antibody (83708-2-RR, Clone:240438E10) and APC-Conjugated AffiniPure Goat Anti-Rabbit IgG(H+L)(red), or 0.25 ug Isotype Control (blue). Cells were fixed with 4% PFA and permeabilized with Flow Cytometry Perm Buffer. This data was developed using the same antibody clone with 83708-2-PBS in a different storage buffer formulation.



Biolayer interferometry (BLI) kinetic assays of 83708-2-RR against Human RAP1A were performed. The affinity constant is 0.232 nM.