

For Research Use Only

# PTPN4 Recombinant antibody, PBS Only (Capture)

Catalog Number:83695-1-PBS



## Basic Information

|  |  |   |
|--|--|---|
| <b>Catalog Number:</b><br>83695-1-PBS      | <b>GenBank Accession Number:</b><br>BC010674   | <b>Purification Method:</b><br>Protein A purification |
| <b>Size:</b><br>1 mg/ml                    | <b>GeneID (NCBI):</b><br>5775  | <b>CloneNo.:</b><br>240739A11                         |
| <b>Source:</b><br>Rabbit                   | <b>UNIPROT ID:</b><br>P29074   |   |
| <b>Isotype:</b><br>IgG                     | <b>Full Name:</b><br>protein tyrosine phosphatase, non-receptor type 4 (megakaryocyte) |   |
| <b>Immunogen Catalog Number:</b><br>AG1585 | <b>Calculated MW:</b><br>106 kDa   |   |

## Applications

**Tested Applications:**  
WB, Cytometric bead array, Indirect ELISA

**Species Specificity:**  
human, rat, pig

## Background Information

### Storage

**Storage:**  
Store at -80°C.  
**The product is shipped with ice packs. Upon receipt, store it immediately at -80°C**

**Storage Buffer:**  
PBS Only

For technical support and original validation data for this product please contact:

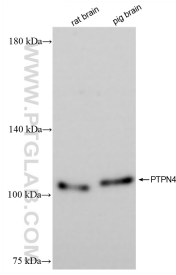
T: 4006900926

E: [Proteintech-CN@ptglab.com](mailto:Proteintech-CN@ptglab.com)

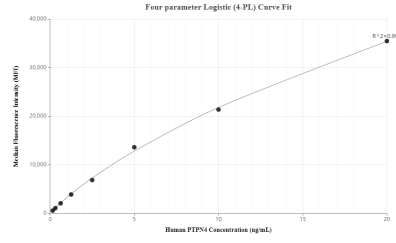
W: [ptgcn.com](http://ptgcn.com)

**This product is exclusively available under Proteintech Group brand and is not available to purchase from any other manufacturer.**

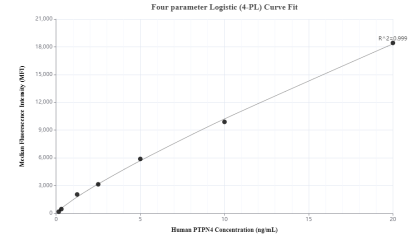
## Selected Validation Data



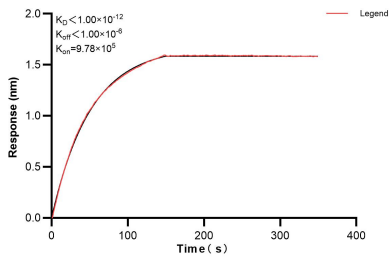
Various lysates were subjected to SDS PAGE followed by western blot with 83695-1-RR (PTPN4 antibody) at dilution of 1:10000 incubated at room temperature for 1.5 hours. This data was developed using the same antibody clone with 83695-1-PBS in a different storage buffer formulation.



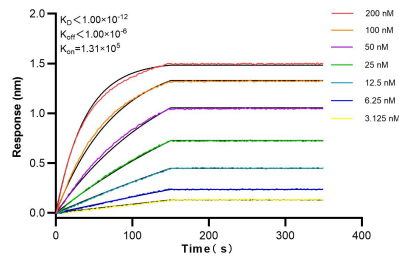
Cytometric bead array standard curve of MP00680-1, PTPN4 Recombinant Matched Antibody Pair, PBS Only. Capture antibody: 83695-1-PBS. Detection antibody: 83695-2-PBS. Standard: Ag1585. Range: 0.156-20 ng/mL.



Cytometric bead array standard curve of MP00680-2, PTPN4 Recombinant Matched Antibody Pair, PBS Only. Capture antibody: 83695-1-PBS. Detection antibody: 83695-3-PBS. Standard: Ag1585. Range: 0.156-20 ng/mL.



Biolayer interferometry (BLI) kinetic assay of 83695-1-PBS against Human PTPN4 was performed. The affinity constant is below 1 pM.



Biolayer interferometry (BLI) kinetic assays of 83695-1-RR against Human PTPN4 were performed. The affinity constant is below 1 pM.