

For Research Use Only

# TBK1 Recombinant antibody, PBS Only (Detector)

Catalog Number: 83686-1-PBS



## Basic Information

Catalog Number:

83686-1-PBS

Size:

1 mg/ml

Source:

Rabbit

Isotype:

IgG

Immunogen Catalog Number:

AG28894

GenBank Accession Number:

BC034950

GeneID (NCBI):

29110

UNIPROT ID:

Q9UHD2

Full Name:

TANK-binding kinase 1

Purification Method:

Protein A purification

CloneNo.:

240769A4

## Applications

Tested Applications:

Cytometric bead array, Sandwich ELISA, Indirect ELISA, Sample test

Species Specificity:

human

## Background Information

### Storage

Storage:

Store at -80°C.

The product is shipped with ice packs. Upon receipt, store it immediately at -80°C

Storage Buffer:

PBS Only

For technical support and original validation data for this product please contact:

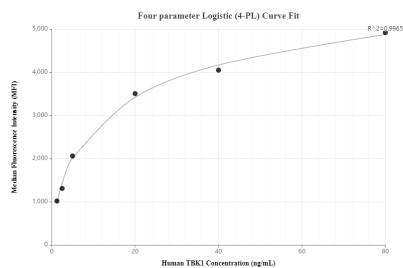
T: 4006900926

E: [Proteintech-CN@ptglab.com](mailto:Proteintech-CN@ptglab.com)

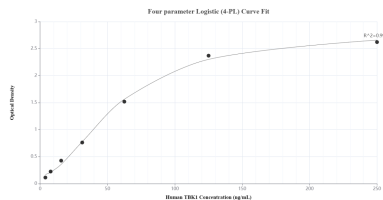
W: [ptgcn.com](http://ptgcn.com)

This product is exclusively available under Proteintech Group brand and is not available to purchase from any other manufacturer.

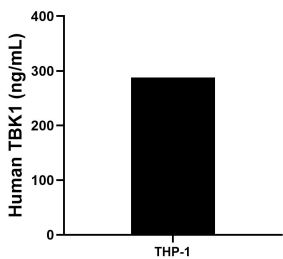
## Selected Validation Data



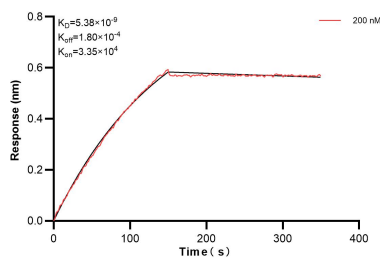
Cytometric bead array standard curve of MP00674-1, TBK1 Recombinant Matched Antibody Pair, PBS Only. Capture antibody: 83686-2-PBS. Detection antibody: 83686-1-PBS. Standard: Ag28894. Range: 1.25-80 ng/mL.



Sandwich ELISA standard curve of MP00674-1, Human TBK1 Recombinant Matched Antibody Pair - PBS only. 83686-2-PBS was coated to a plate as the capture antibody and incubated with serial dilutions of standard Ag28894. 83686-1-PBS was HRP conjugated as the detection antibody. Range: 3.9-250 ng/mL.



The mean TBK1 concentration was determined to be 288.0 ng/mL in THP-1 cell extract based on a 5.7 mg/mL extract load.



Biolayer interferometry (BLI) kinetic assay of 83686-1-PBS against Human TBK1 was performed. The affinity constant is 5.38 nM.