

For Research Use Only

DLAT Recombinant antibody, PBS Only (Capture/Detector)

Catalog Number: 83654-1-PBS



Basic Information

Catalog Number:

83654-1-PBS

Size:

1 mg/ml

Source:

Rabbit

Isotype:

IgG

Immunogen Catalog Number:

AG22831

GenBank Accession Number:

BC039084

GeneID (NCBI):

1737

UNIPROT ID:

P10515

Full Name:

dihydrolipoamide S-acetyltransferase

Calculated MW:

647 aa, 70 kDa

Purification Method:

Protein A purification

CloneNo.:

240713C3

Applications

Tested Applications:

Cytometric bead array, Indirect ELISA

Species Specificity:

human

Background Information

Storage

Storage:

Store at -80°C.

The product is shipped with ice packs. Upon receipt, store it immediately at -80°C

Storage Buffer:

PBS Only

For technical support and original validation data for this product please contact:

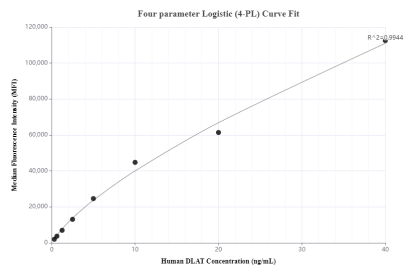
T: 4006900926

E: Proteintech-CN@ptglab.com

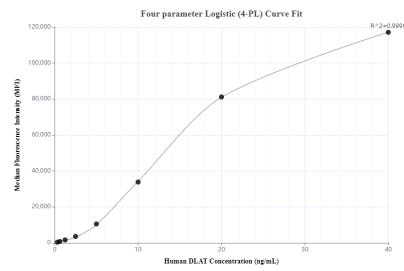
W: ptgcn.com

This product is exclusively available under Proteintech Group brand and is not available to purchase from any other manufacturer.

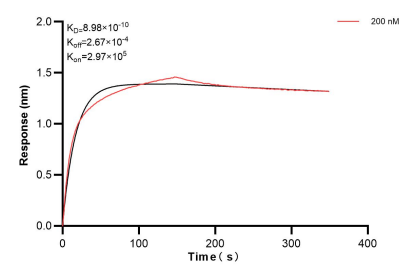
Selected Validation Data



Cytometric bead array standard curve of MP00635-1, DLAT Recombinant Matched Antibody Pair, PBS Only. Capture antibody: 83654-1-PBS. Detection antibody: 83654-2-PBS. Standard: Ag22831. Range: 0.313-40 ng/mL



Cytometric bead array standard curve of MP00635-2, DLAT Recombinant Matched Antibody Pair, PBS Only. Capture antibody: 83654-3-PBS. Detection antibody: 83654-1-PBS. Standard: Ag22831. Range: 0.313-40 ng/mL



Biolayer interferometry (BLI) kinetic assay of 83654-1-PBS against Human DLAT was performed. The affinity constant is 0.898 nM.