

For Research Use Only

# CDK2 Recombinant antibody, PBS Only (Capture)

Catalog Number: 83635-6-PBS



## Basic Information

Catalog Number:

83635-6-PBS

Size:

1 mg/ml

Source:

Rabbit

Isotype:

IgG

Immunogen Catalog Number:

AG17133

GenBank Accession Number:

BC003065

GeneID (NCBI):

1017

UNIPROT ID:

P24941

Full Name:

cyclin-dependent kinase 2

Calculated MW:

298 aa, 34 kDa

Purification Method:

Protein A purification

CloneNo.:

240580B5

## Applications

Tested Applications:

Sandwich ELISA, Indirect ELISA, Sample test

Species Specificity:

human

## Background Information

### Storage

Storage:

Store at -80°C.

The product is shipped with ice packs. Upon receipt, store it immediately at -80°C

Storage Buffer:

PBS Only

For technical support and original validation data for this product please contact:

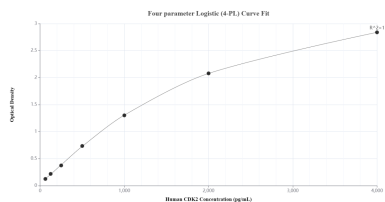
T: 4006900926

E: Proteintech-CN@ptglab.com

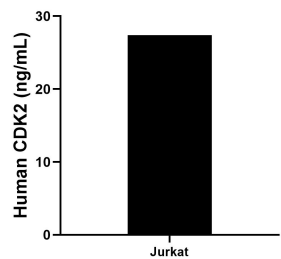
W: ptgcn.com

This product is exclusively available under Proteintech Group brand and is not available to purchase from any other manufacturer.

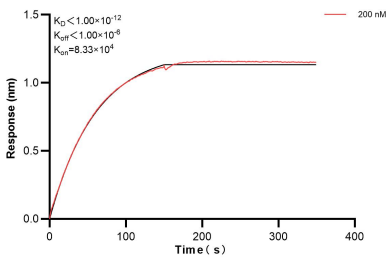
## Selected Validation Data



Sandwich ELISA standard curve of MP00611-4, Human CDK2 Recombinant Matched Antibody Pair - PBS only. 83635-6-PBS was coated to a plate as the capture antibody and incubated with serial dilutions of standard Ag17133. 83635-1-PBS was HRP conjugated as the detection antibody. Range: 62.5-4000 pg/mL.



The mean CDK2 concentration was determined to be 27.38 ng/mL in Jurkat cell extract based on a 3.0 mg/mL extract load.



Biolayer interferometry (BLI) kinetic assay of 83635-6-PBS against Human CDK2 was performed. The affinity constant is below 1 pM.