

For Research Use Only

HDAC1 Recombinant antibody, PBS Only (Capture/Detector)

Catalog Number: 83624-3-PBS



Basic Information

Catalog Number:

83624-3-PBS

Size:

1 mg/ml

Source:

Rabbit

Isotype:

IgG

Immunogen Catalog Number:

AG0256

GenBank Accession Number:

BC000301

GeneID (NCBI):

3065

UNIPROT ID:

Q13547

Full Name:

histone deacetylase 1

Calculated MW:

55 kDa

Purification Method:

Protein A purification

CloneNo.:

240614D2

Applications

Tested Applications:

Cytometric bead array, Indirect ELISA

Species Specificity:

human

Background Information

Storage

Storage:

Store at -80°C.

The product is shipped with ice packs. Upon receipt, store it immediately at -80°C

Storage Buffer:

PBS Only

For technical support and original validation data for this product please contact:

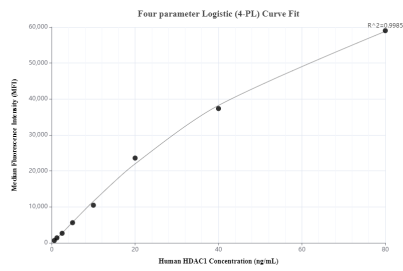
T: 4006900926

E: Proteintech-CN@ptglab.com

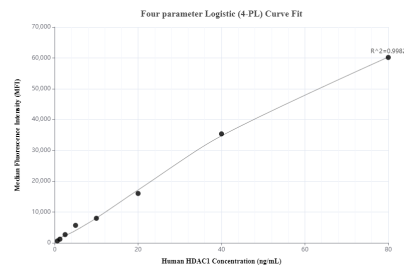
W: ptgcn.com

This product is exclusively available under Proteintech Group brand and is not available to purchase from any other manufacturer.

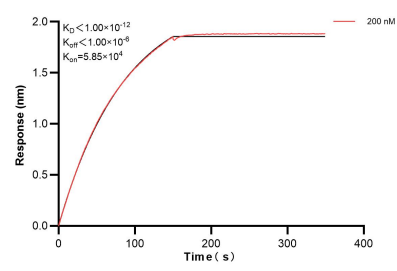
Selected Validation Data



Cytometric bead array standard curve of MP00577-2, HDAC1 Recombinant Matched Antibody Pair, PBS Only. Capture antibody: 83624-3-PBS. Detection antibody: 83624-4-PBS. Standard: Ag0256. Range: 0.625-80 ng/mL



Cytometric bead array standard curve of MP00577-3, HDAC1 Recombinant Matched Antibody Pair, PBS Only. Capture antibody: 83624-1-PBS. Detection antibody: 83624-3-PBS. Standard: Ag0256. Range: 0.625-80 ng/mL



Biolayer interferometry (BLI) kinetic assay of 83624-3-PBS against Human HDAC1 was performed. The affinity constant is below 1 pM.