

For Research Use Only

Drebrin Recombinant antibody, PBS Only (Detector)

Catalog Number: 83591-4-PBS



Basic Information

Catalog Number:

83591-4-PBS

Size:

1 mg/ml

Source:

Rabbit

Isotype:

IgG

Immunogen Catalog Number:

AG0371

GenBank Accession Number:

BC000283

GeneID (NCBI):

1627

ENSEMBL Gene ID:

ENSG00000113758

UNIPROT ID:

Q16643

Full Name:

drebrin 1

Calculated MW:

71 kDa

Purification Method:

Protein A purification

CloneNo.:

240599H4

Applications

Tested Applications:

Cytometric bead array, Sandwich ELISA, Indirect ELISA, Sample test

Species Specificity:

human

Background Information

Storage

Storage:

Store at -80°C.

The product is shipped with ice packs. Upon receipt, store it immediately at -80°C

Storage Buffer:

PBS Only

For technical support and original validation data for this product please contact:

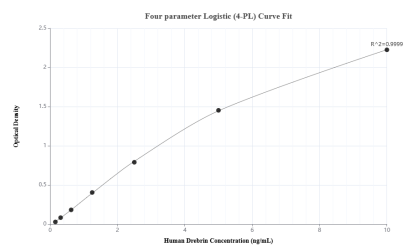
T: 4006900926

E: Proteintech-CN@ptglab.com

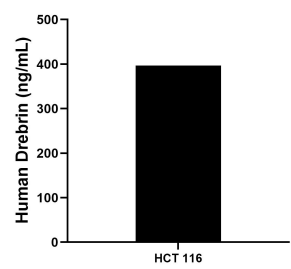
W: ptgcn.com

This product is exclusively available under Proteintech Group brand and is not available to purchase from any other manufacturer.

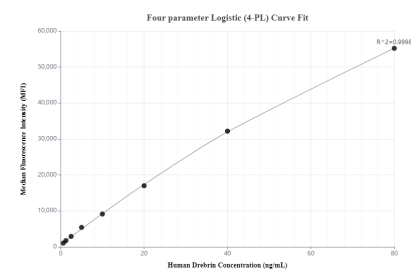
Selected Validation Data



Sandwich ELISA standard curve of MP00585-4, Human Drebrin Recombinant Matched Antibody Pair - PBS only. 83591-6-PBS was coated to a plate as the capture antibody and incubated with serial dilutions of standard Ag0371. 83591-4-PBS was HRP conjugated as the detection antibody. Range: 0.156-10 ng/mL



The mean human Drebrin concentration was determined to be 396.70 ng/mL in HCT 116 cell lysate based on a 1.3 mg/mL extract load.



Cytometric bead array standard curve of MP00585-1, Drebrin Recombinant Matched Antibody Pair, PBS Only. Capture antibody: 83591-3-PBS. Detection antibody: 83591-4-PBS. Standard: Ag0371. Range: 0.78-100 ng/mL