

For Research Use Only

RSAD2 Recombinant antibody, PBS Only (Capture)



Catalog Number: 83563-2-PBS

Basic Information

Catalog Number: 83563-2-PBS	GenBank Accession Number: BC017969	Purification Method: Protein A purification
Size: 1 mg/ml	GeneID (NCBI): 91543	CloneNo.: 240562F12
Source: Rabbit	UNIPROT ID: Q8WVG1	
Isotype: IgG	Full Name: radical S-adenosyl methionine domain containing 2	
Immunogen Catalog Number: AG27733	Calculated MW: 361 aa, 42 kDa	

Applications

Tested Applications:
WB, Cytometric bead array, Indirect ELISA

Species Specificity:
human

Background Information

Storage

Storage:
Store at -80°C.
The product is shipped with ice packs. Upon receipt, store it immediately at -80°C

Storage Buffer:
PBS Only

For technical support and original validation data for this product please contact:

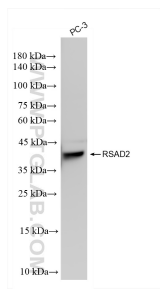
T: 4006900926

E: Proteintech-CN@ptglab.com

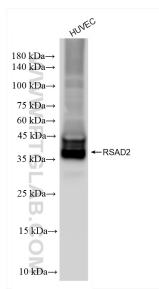
W: ptgcn.com

This product is exclusively available under Proteintech Group brand and is not available to purchase from any other manufacturer.

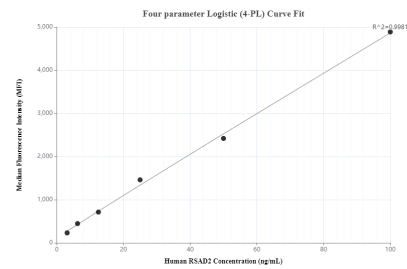
Selected Validation Data



PC-3 cells were subjected to SDS PAGE followed by western blot with 83563-2-RR (RSAD2 antibody) at dilution of 1:3300 incubated at room temperature for 1.5 hours. This data was developed using the same antibody clone with 83563-2-PBS in a different storage buffer formulation.



HUVEC cells were subjected to SDS PAGE followed by western blot with 83563-2-RR (RSAD2 antibody) at dilution of 1:3300 incubated at room temperature for 1.5 hours. This data was developed using the same antibody clone with 83563-2-PBS in a different storage buffer formulation.



Cytometric bead array standard curve of MP00546-1, RSAD2 Recombinant Matched Antibody Pair, PBS Only. Capture antibody: 83563-2-PBS. Detection antibody: 83563-1-PBS. Standard: Ag27733. Range: 3.13-100 ng/mL.