

For Research Use Only

GHITM Recombinant antibody

Catalog Number: 83548-3-RR



Basic Information

Catalog Number:

83548-3-RR

Size:

1000 ug/ml

Source:

Rabbit

Isotype:

IgG

Immunogen Catalog Number:

AG35170

GenBank Accession Number:

BC010354

GeneID (NCBI):

27069

UNIPROT ID:

Q9H3K2

Full Name:

growth hormone inducible
transmembrane protein

Calculated MW:

345 aa, 37 kDa

Observed MW:

37 kDa

Purification Method:

Protein A purification

CloneNo.:

240541D3

Recommended Dilutions:

WB 1:600-1:4000

Applications

Tested Applications:

WB, FC (Intra), ELISA

Species Specificity:

human, mouse

Positive Controls:

WB : HeLa cells, HEK-293T cells, SH-SY5Y cells, mouse
liver tissue

Background Information

GHITM, also known as MICS1, TMBIM5 or DERP2, is a mitochondrial protein that localizes in the inner membrane. GHITM is involved in mitochondrial morphology in specific cristae structures and the apoptotic release of cytochrome c from the mitochondria (PMID: 18417609). The gene of GHITM maps to chromosome 10q23.1, and encodes a 345-amino-acid protein with a calculated molecular mass of 37 kDa.

Storage

Storage:

Store at -20°C. Stable for one year after shipment.

Storage Buffer:

PBS with 0.02% sodium azide and 50% glycerol pH 7.3.

Aliquoting is unnecessary for -20°C storage

For technical support and original validation data for this product please contact:

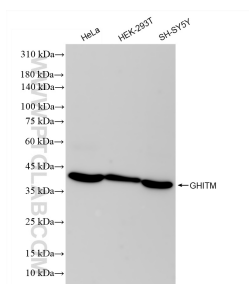
T: 4006900926

E: Proteintech-CN@ptglab.com

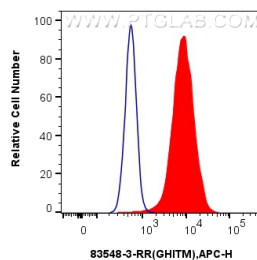
W: ptgcn.com

This product is exclusively available under Proteintech Group brand and is not available to purchase from any other manufacturer.

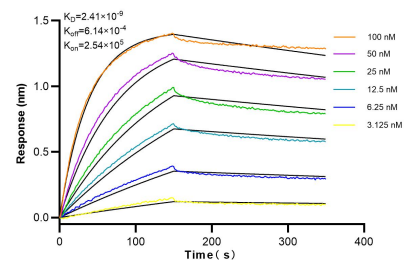
Selected Validation Data



Various lysates were subjected to SDS PAGE followed by western blot with 83548-3-RR (GHITM antibody) at dilution of 1:2000 incubated at room temperature for 1.5 hours.



1×10^6 HeLa cells were intracellularly stained with 0.25 μ g GHITM Recombinant antibody (83548-3-RR, Clone:240541D3) and APC-Conjugated AffiniPure Goat Anti-Rabbit IgG(H+L)(red), or 0.25 μ g Isotype Control (blue). Cells were fixed with 4% PFA and permeabilized with Flow Cytometry Perm Buffer (PF00011-C).



Biolayer interferometry (BLI) kinetic assays of 83548-3-RR against Human GHITM were performed. The affinity constant is 2.41 nM.