

For Research Use Only

TRIM22 Recombinant antibody, PBS Only

Catalog Number: 83479-4-PBS



Basic Information

Catalog Number:	83479-4-PBS	GenBank Accession Number:	BC035582	Purification Method:	Protein A purification
Size:	1 mg/ml	GeneID (NCBI):	10346	CloneNo.:	240411D6
Source:	Rabbit	UNIPROT ID:	Q8IYM9		
Isotype:	IgG	Full Name:	tripartite motif-containing 22		
Immunogen Catalog Number:	AG4683	Calculated MW:	498 aa, 57 kDa		
		Observed MW:	57 kDa		

Applications

Tested Applications:
WB, IF/ICC, FC (Intra), ELISA

Species Specificity:
human

Background Information

Tripartite motif containing 22 (TRIM22), a member of the TRIM/RBCC family, has been reported to activate the nuclear factor-kappa B (NF- κ B) pathway in unstimulated macrophage cell lines (PMID: 23818111). TRIM22 is involved in the host antiviral response, TRIM22 expression is modulated in response to several other viruses and viral antigens. TRIM22 expression is high in monocytes and early granulocytes but decreases in the lymphocyte and late granulocyte populations and is undetectable in erythroid

Storage

Storage:
Store at -80°C.

The product is shipped with ice packs. Upon receipt, store it immediately at -80°C

Storage Buffer:
PBS Only

For technical support and original validation data for this product please contact:

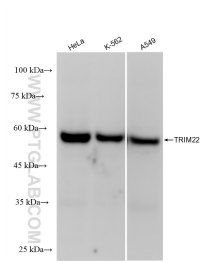
T: 4006900926

E: Proteintech-CN@ptglab.com

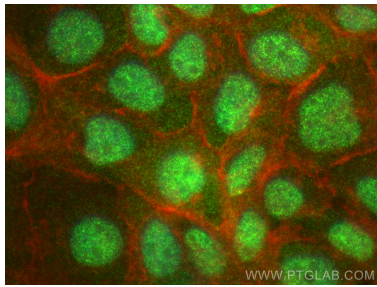
W: ptgcn.com

This product is exclusively available under Proteintech Group brand and is not available to purchase from any other manufacturer.

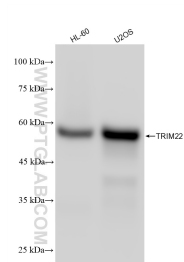
Selected Validation Data



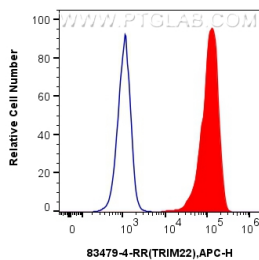
Various lysates were subjected to SDS PAGE followed by western blot with 83479-4-RR (TRIM22 antibody) at dilution of 1:5000 incubated at room temperature for 1.5 hours. This data was developed using the same antibody clone with 83479-4-PBS in a different storage buffer formulation.



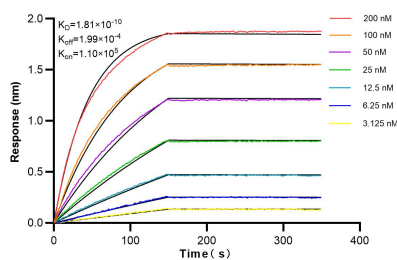
Immunofluorescent analysis of (4% PFA) fixed A431 cells using TRIM22 antibody (83479-4-RR, Clone: 240411D6) at dilution of 1:200 and Multi-rAb CoraLite® Plus 488-Goat Anti-Rabbit Recombinant Secondary Antibody (H+L) (RGAR002), CL594-phalloidin (red). This data was developed using the same antibody clone with 83479-4-PBS in a different storage buffer formulation.



Various lysates were subjected to SDS PAGE followed by western blot with 83479-4-RR (TRIM22 antibody) at dilution of 1:5000 incubated at room temperature for 1.5 hours. This data was developed using the same antibody clone with 83479-4-PBS in a different storage buffer formulation.



1x10⁶ U2OS cells were intracellularly stained with 0.25 ug TRIM22 Recombinant antibody (83479-4-RR, Clone:240411D6) and APC-Conjugated AffiniPure Goat Anti-Rabbit IgG(H+L)(red), or 0.25 ug Isotype Control (blue). Cells were fixed and permeabilized with Transcription Factor Staining Buffer Kit (PF00011). This data was developed using the same antibody clone with 83479-4-PBS in a different storage buffer formulation.



Biolayer interferometry (BLI) kinetic assays of 83479-4-RR against Human TRIM22 were performed. The affinity constant is 0.181 nM.