

For Research Use Only

PLK2 Recombinant antibody, PBS Only



Catalog Number: 83431-1-PBS

Basic Information

Catalog Number:

83431-1-PBS

Size:

1 mg/ml

Source:

Rabbit

Isotype:

IgG

Immunogen Catalog Number:

AG29837

GenBank Accession Number:

BC013879

GeneID (NCBI):

10769

UNIPROT ID:

Q9NYY3

Full Name:

polo-like kinase 2 (Drosophila)

Calculated MW:

685 aa, 78 kDa

Purification Method:

Protein A purification

CloneNo.:

230520B2

Applications

Tested Applications:

IF/ICC, ELISA

Species Specificity:

human

Background Information

Storage

Storage:

Store at -80°C.

The product is shipped with ice packs. Upon receipt, store it immediately at -80°C

Storage Buffer:

PBS Only

For technical support and original validation data for this product please contact:

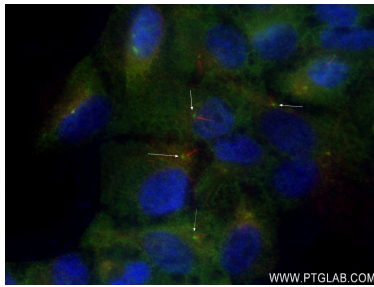
T: 4006900926

E: Proteintech-CN@ptglab.com

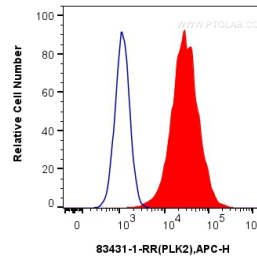
W: ptgcn.com

This product is exclusively available under Proteintech Group brand and is not available to purchase from any other manufacturer.

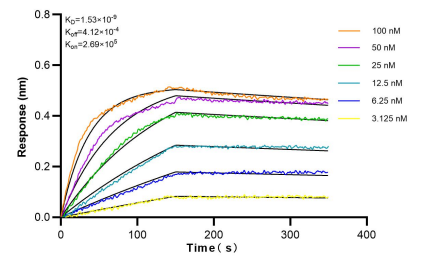
Selected Validation Data



Immunofluorescent analysis of (4% PFA) fixed hTERT-RPE1 cells using PLK2 antibody (83431-1-RR, Clone: 230520B2) at dilution of 1:400 and CoraLite®488-Conjugated AffiniPure Goat Anti-Rabbit IgG(H+L) (SA00013-2), Acetyl-Tubulin (Lys40) antibody (66200-1-Ig, Clone: 7E5H8, red). This data was developed using the same antibody clone with 83431-1-PBS in a different storage buffer formulation.



1×10^6 A549 cells were intracellularly stained with 0.25 μ g PLK2 Recombinant Antibody (83431-1-RR, Clone:230520B2) and APC-Conjugated AffiniPure Goat Anti-Rabbit IgG(H+L)(red), or 0.25 μ g Isotype Control (blue). Cells were fixed with 4% PFA and permeabilized with Flow Cytometry Perm Buffer (PF00011-C). This data was developed using the same antibody clone with 83431-1-PBS in a different storage buffer formulation.



Biolayer interferometry (BLI) kinetic assays of 83431-1-RR against Human PLK2 were performed. The affinity constant is 1.53 nM.