

For Research Use Only

SREBF2 Recombinant antibody, PBS Only (Capture)

Catalog Number: 83403-3-PBS



Basic Information

Catalog Number:

83403-3-PBS

Size:

1 mg/ml

Source:

Rabbit

Isotype:

IgG

Immunogen Catalog Number:

AG28205

GenBank Accession Number:

BC056158

GeneID (NCBI):

6721

UNIPROT ID:

Q12772

Full Name:

sterol regulatory element binding
transcription factor 2

Calculated MW:

124 kDa

Purification Method:

Protein A purification

CloneNo.:

240451C1

Applications

Tested Applications:

Cytometric bead array, Sandwich ELISA, Indirect ELISA,
Sample test

Species Specificity:

human

Background Information

Storage

Storage:

Store at -80°C.

The product is shipped with ice packs. Upon receipt, store it immediately at -80°C

Storage Buffer:

PBS Only

For technical support and original validation data for this product please contact:

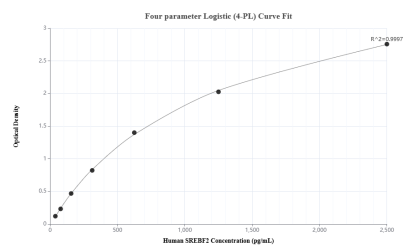
T: 4006900926

E: Proteintech-CN@ptglab.com

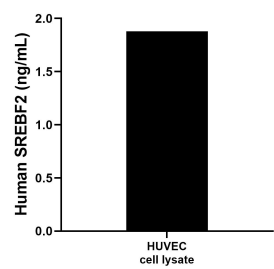
W: ptgcn.com

This product is exclusively available under Proteintech Group brand and is not available to purchase from any other manufacturer.

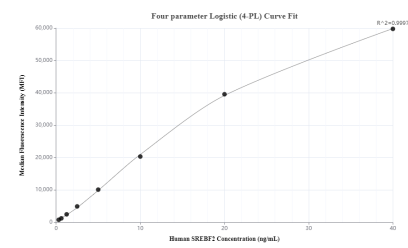
Selected Validation Data



Sandwich ELISA standard curve of MP00408-1, Human SREBF2 Recombinant Matched Antibody Pair - PBS only. 83403-3-PBS was coated to a plate as the capture antibody and incubated with serial dilutions of standard Ag28205. 83403-2-PBS was HRP conjugated as the detection antibody. Range: 39.1-2500 pg/mL



HUVEC cell lysate was measured. The human SREBF2 concentration of detected samples was determined to be 1.88 ng/mL (based on a 2.2 mg/mL extract load).



Cytometric bead array standard curve of MP00408-1, SREBF2 Recombinant Matched Antibody Pair, PBS Only. Capture antibody: 83403-3-PBS. Detection antibody: 83403-2-PBS. Standard: Ag28205. Range: 0.313-40 ng/mL