

For Research Use Only

# DSC3 Recombinant antibody, PBS Only



Catalog Number: 83386-5-PBS

## Basic Information

Catalog Number: 83386-5-PBS	GenBank Accession Number: NM_001941	Purification Method: Protein A purification
Size: 1 mg/ml	GeneID (NCBI): 1825	CloneNo.: 240292B12
Source: Rabbit	UNIPROT ID: Q14574	
Isotype: IgG	Full Name: desmocollin 3	
Immunogen Catalog Number: AG34648	Calculated MW: 100 kDa	

## Applications

Tested Applications:  
WB, IHC, IF/ICC, ELISA

Species Specificity:  
human

## Background Information

### Storage

Storage:  
Store at -80°C.  
The product is shipped with ice packs. Upon receipt, store it immediately at -80°C

Storage Buffer:  
PBS Only

For technical support and original validation data for this product please contact:

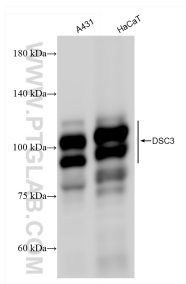
T: 4006900926

E: [Proteintech-CN@ptglab.com](mailto:Proteintech-CN@ptglab.com)

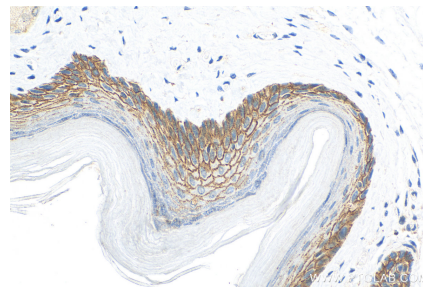
W: [ptgcn.com](http://ptgcn.com)

This product is exclusively available under Proteintech Group brand and is not available to purchase from any other manufacturer.

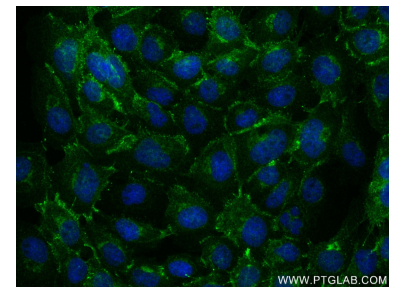
## Selected Validation Data



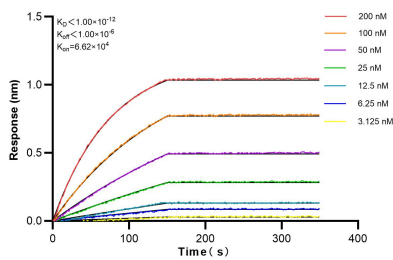
Various lysates were subjected to SDS PAGE followed by western blot with 83386-5-RR (DSC3 antibody) at dilution of 1:5000 incubated at room temperature for 1.5 hours. This data was developed using the same antibody clone with 83386-5-PBS in a different storage buffer formulation.



Immunohistochemical analysis of paraffin-embedded mouse skin tissue slide using 83386-5-RR (DSC3 antibody) at dilution of 1:200 (under 40x lens). Heat mediated antigen retrieval with Tris-EDTA buffer (pH 9.0). This data was developed using the same antibody clone with 83386-5-PBS in a different storage buffer formulation.



Immunofluorescent analysis of (4% PFA) fixed A431 cells using DSC3 antibody (83386-5-RR, Clone: 240292B12) at dilution of 1:500 and CoraLite®488-Conjugated AffiniPure Goat Anti-Rabbit IgG(H+L) (SA00013-2). This data was developed using the same antibody clone with 83386-5-PBS in a different storage buffer formulation.



Biolayer interferometry (BLI) kinetic assays of 83386-5-RR against Human DSC3 were performed. The affinity constant is below 1 pM.