

For Research Use Only

# AGXT Recombinant antibody, PBS Only



Catalog Number: 83385-6-PBS

## Basic Information

Catalog Number: 83385-6-PBS	GenBank Accession Number: BC132819	Purification Method: Protein A purification
Size: 1 mg/ml	GeneID (NCBI): 189	CloneNo.: 240305E7
Source: Rabbit	UNIPROT ID: P21549	
Isotype: IgG	Full Name: alanine-glyoxylate aminotransferase	
Immunogen Catalog Number: AG18062	Calculated MW: 392 aa, 43 kDa	

## Applications

Tested Applications:  
WB, IF/ICC, ELISA  
Species Specificity:  
human

## Background Information

### Storage

Storage:  
Store at -80°C.  
The product is shipped with ice packs. Upon receipt, store it immediately at -80°C  
Storage Buffer:  
PBS Only

For technical support and original validation data for this product please contact:

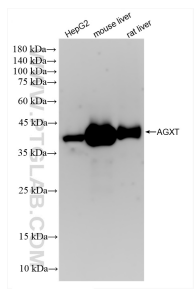
T: 4006900926

E: [Proteintech-CN@ptglab.com](mailto:Proteintech-CN@ptglab.com)

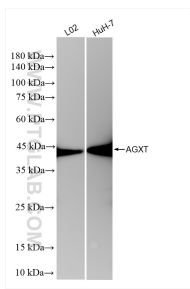
W: [ptgcn.com](http://ptgcn.com)

This product is exclusively available under Proteintech Group brand and is not available to purchase from any other manufacturer.

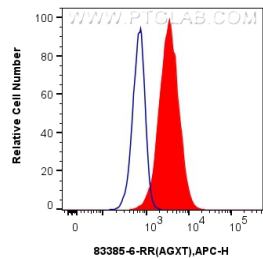
Selected Validation Data



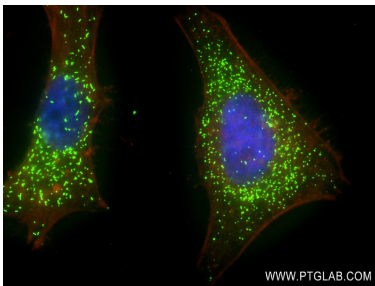
Various lysates were subjected to SDS PAGE followed by western blot with 83385-6-RR (AGXT antibody) at dilution of 1:20000 incubated at room temperature for 1.5 hours. This data was developed using the same antibody clone with 83385-6-PBS in a different storage buffer formulation.



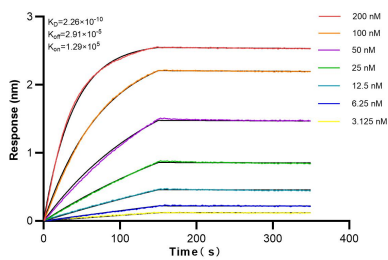
Various lysates were subjected to SDS PAGE followed by western blot with 83385-6-RR (AGXT antibody) at dilution of 1:10000 incubated at room temperature for 1.5 hours. This data was developed using the same antibody clone with 83385-6-PBS in a different storage buffer formulation.



1x10<sup>6</sup> HepG2 cells were intracellularly stained with 0.25 ug AGXT Recombinant antibody (83385-6-RR, Clone:240305E7) and APC-Conjugated AffiniPure Goat Anti-Rabbit IgG(H+L)(red), or 0.25 ug Isotype Control (blue). Cells were fixed with 4% PFA and permeabilized with Flow Cytometry Perm Buffer (PF00011-C). This data was developed using the same antibody clone with 83385-6-PBS in a different storage buffer formulation.



Immunofluorescent analysis of (4% PFA) fixed HeLa cells using AGXT antibody (83385-6-RR, Clone: 240305E7) at dilution of 1:200 and CoraLite®488-Conjugated AffiniPure Goat Anti-Rabbit IgG(H+L) (SA00013-2), CL594-Phalloidin (red). This data was developed using the same antibody clone with 83385-6-PBS in a different storage buffer formulation.



Biolayer interferometry (BLI) kinetic assays of 83385-6-RR against Human AGXT were performed. The affinity constant is 0.226 nM.