

For Research Use Only

TSHR Recombinant antibody, PBS Only (Detector)

Catalog Number: 83348-3-PBS



Basic Information

Catalog Number:

83348-3-PBS

Size:

1 mg/ml

Source:

Rabbit

Isotype:

IgG

Immunogen Catalog Number:

AG5957

GenBank Accession Number:

BC063613

GeneID (NCBI):

7253

UNIPROT ID:

P16473

Full Name:

thyroid stimulating hormone receptor

Calculated MW:

87 kDa

Purification Method:

Protein A purification

CloneNo.:

240113F10

Applications

Tested Applications:

Cytometric bead array, Indirect ELISA

Species Specificity:

human

Background Information

Storage

Storage:

Store at -80°C.

The product is shipped with ice packs. Upon receipt, store it immediately at -80°C

Storage Buffer:

PBS Only

For technical support and original validation data for this product please contact:

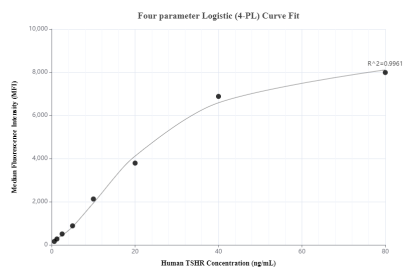
T: 4006900926

E: Proteintech-CN@ptglab.com

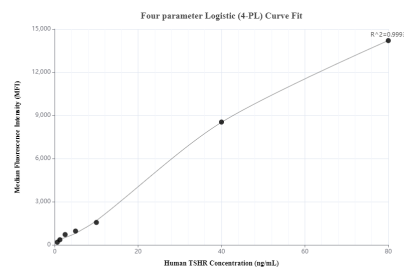
W: ptgcn.com

This product is exclusively available under Proteintech Group brand and is not available to purchase from any other manufacturer.

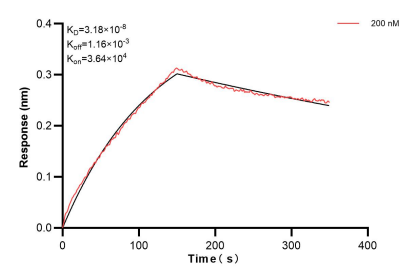
Selected Validation Data



Cytometric bead array standard curve of MP00358-1, TSHR Recombinant Matched Antibody Pair, PBS Only. Capture antibody: 83348-2-PBS. Detection antibody: 83348-3-PBS. Standard: Ag5957. Range: 0.625-80 ng/mL.



Cytometric bead array standard curve of MP00358-2, TSHR Recombinant Matched Antibody Pair, PBS Only. Capture antibody: 83348-1-PBS. Detection antibody: 83348-3-PBS. Standard: Ag5957. Range: 0.625-80 ng/mL.



Biolayer interferometry (BLI) kinetic assay of 83348-3-PBS against Human TSHR was performed. The affinity constant is 31.8 nM.