

For Research Use Only

COA4 Recombinant antibody, PBS Only

Catalog Number: 83326-1-PBS



Basic Information

Catalog Number:

83326-1-PBS

Size:

1 mg/ml

Source:

Rabbit

Isotype:

IgG

Immunogen Catalog Number:

AG33966

GenBank Accession Number:

NM_016565.2

GeneID (NCBI):

51287

UNIPROT ID:

Q9NYJ1-1

Full Name:

Cytochrome c oxidase assembly
factor 4 homolog, mitochondrial

Calculated MW:

10 kDa

Observed MW:

10 kDa

Purification Method:

Protein A purification

CloneNo.:

230070G9

Applications

Tested Applications:

WB, IHC, Indirect ELISA

Species Specificity:

human

Background Information

Storage

Storage:

Store at -80°C.

The product is shipped with ice packs. Upon receipt, store it immediately at -80°C

Storage Buffer:

PBS Only

For technical support and original validation data for this product please contact:

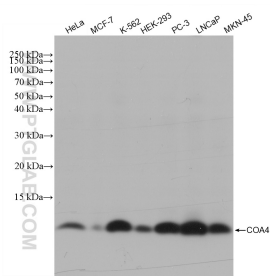
T: 4006900926

E: Proteintech-CN@ptglab.com

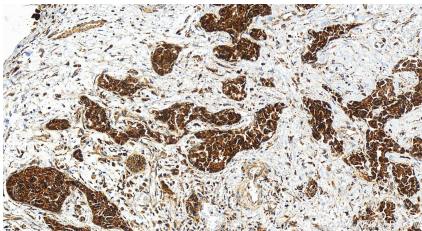
W: ptgcn.com

This product is exclusively available under Proteintech Group brand and is not available to purchase from any other manufacturer.

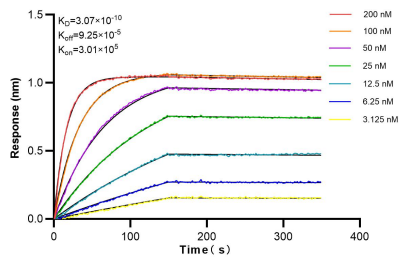
Selected Validation Data



Various lysates were subjected to SDS PAGE followed by western blot with 83326-1-RR (COA4 antibody) at dilution of 1:4000 incubated at room temperature for 1.5 hours. This data was developed using the same antibody clone with 83326-1-PBS in a different storage buffer formulation.



Immunohistochemical analysis of paraffin-embedded human intrahepatic cholangiocarcinoma tissue slide using 83326-1-RR (COA4 antibody) at dilution of 1:400 (under 20x lens). Heat mediated antigen retrieval with Tris-EDTA buffer (pH 9.0). This data was developed using the same antibody clone with 83326-1-PBS in a different storage buffer formulation.



Biolayer interferometry (BLI) kinetic assays of 83326-1-RR against Human COA4 were performed. The affinity constant is 0.307 nM.