

For Research Use Only

ADRB2 Recombinant antibody, PBS Only (Detector)



Catalog Number: 83317-3-PBS

Basic Information

Catalog Number: 83317-3-PBS	GenBank Accession Number: BC012481	Purification Method: Protein A purification
Size: 1 mg/ml	GeneID (NCBI): 154	CloneNo.: 240186D12
Source: Rabbit	UNIPROT ID: P07550	
Isotype: IgG	Full Name: adrenergic, beta-2-, receptor, surface	
Immunogen Catalog Number: AG3715	Calculated MW: 46 kDa	

Applications

Tested Applications:
Indirect ELISA, Cytometric bead array

Species Specificity:
Human

Background Information

Storage

Storage:
Store at -80°C.
The product is shipped with ice packs. Upon receipt, store it immediately at -80°C

Storage Buffer:
PBS Only

For technical support and original validation data for this product please contact:

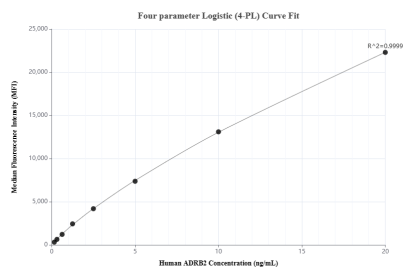
T: 4006900926

E: Proteintech-CN@ptglab.com

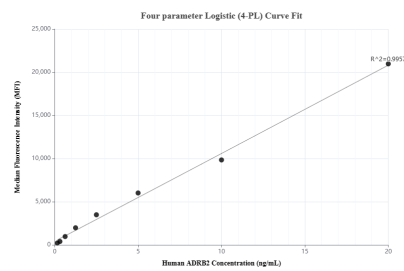
W: ptgcn.com

This product is exclusively available under Proteintech Group brand and is not available to purchase from any other manufacturer.

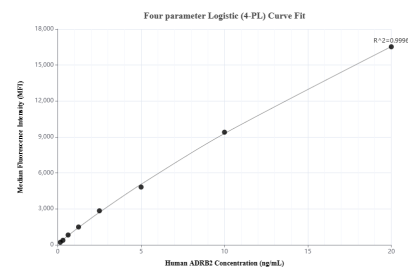
Selected Validation Data



Cytometric bead array standard curve of MP00341-1, ADRB2 Recombinant Matched Antibody Pair, PBS Only. Capture antibody: 83317-2-PBS. Detection antibody: 83317-3-PBS. Standard: Ag3715. Range: 0.156-20 ng/mL



Cytometric bead array standard curve of MP00341-2, ADRB2 Recombinant Matched Antibody Pair, PBS Only. Capture antibody: 83317-1-PBS. Detection antibody: 83317-3-PBS. Standard: Ag3715. Range: 0.156-20 ng/mL



Cytometric bead array standard curve of MP00341-3, ADRB2 Recombinant Matched Antibody Pair, PBS Only. Capture antibody: 83317-4-PBS. Detection antibody: 83317-3-PBS. Standard: Ag3715. Range: 0.156-20 ng/mL