

For Research Use Only

# GGT1 Recombinant antibody, PBS Only

Catalog Number: 83304-1-PBS



## Basic Information

Catalog Number:	83304-1-PBS	GenBank Accession Number:	NM_013430	Purification Method:	Protein A purification
Size:	1mg/ml	GeneID (NCBI):	2678	CloneNo.:	230428B5
Source:	Rabbit	UNIPROT ID:	P19440		
Isotype:	IgG	Full Name:	gamma-glutamyltransferase 1		
Immunogen Catalog Number:	AG34209	Calculated MW:	61 kDa		
		Observed MW:	24 kDa		

## Applications

Tested Applications:  
WB, IHC, Indirect ELISA

Species Specificity:  
human

## Background Information

GGT1 is a transpeptidase whose activity increases the availability of amino acids, primarily cysteine, for intracellular GSH synthesis. GGT1 also plays a critical role in maintaining GSH homeostasis and defense against oxidative stress. In liver and obstructive biliary diseases, circulating GGT1 activity has widely been used for diagnosis purposes, as well as an indicator of alcohol consumption. (PMID: 31151999)

## Storage

Storage:  
Store at -80°C.  
**The product is shipped with ice packs. Upon receipt, store it immediately at -80°C**

Storage Buffer:  
PBS Only

For technical support and original validation data for this product please contact:


T: 4006900926

E: Proteintech-CN@ptglab.com

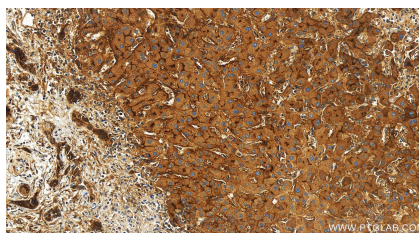
W: ptgcn.com

**This product is exclusively available under Proteintech Group brand and is not available to purchase from any other manufacturer.**

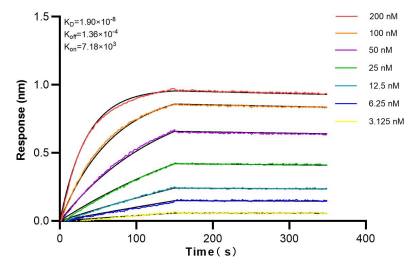
## Selected Validation Data



Human kidney tissue were subjected to SDS PAGE followed by western blot with 83304-1-RR (GGT1 antibody) at dilution of 1:10000 incubated at room temperature for 1.5 hours. This data was developed using the same antibody clone with 83304-1-PBS in a different storage buffer formulation.



Immunohistochemical analysis of paraffin-embedded human intrahepatic cholangiocarcinoma tissue slide using 83304-1-RR (GGT1 antibody) at dilution of 1:1000 (under 20x lens). Heat mediated antigen retrieval with Tris-EDTA buffer (pH 9.0). This data was developed using the same antibody clone with 83304-1-PBS in a different storage buffer formulation.



Biolayer interferometry (BLI) kinetic assays of 83304-1-RR against Mouse GGT1 were performed. The affinity constant is 0.527 nM.