

For Research Use Only

MPO Recombinant antibody, PBS Only (Detector)

Catalog Number: 83282-5-PBS



Basic Information

Catalog Number:

83282-5-PBS

Size:

1 mg/ml

Source:

Rabbit

Isotype:

IgG

GenBank Accession Number:

BC130476

GeneID (NCBI):

4353

UNIPROT ID:

P05164

Full Name:

myeloperoxidase

Calculated MW:

745 aa, 84 kDa

Purification Method:

Protein A purification

CloneNo.:

240229A6

Applications

Tested Applications:

Sandwich ELISA, Indirect ELISA, Sample test

Species Specificity:

human

Background Information

Storage

Storage:

Store at -80°C.

The product is shipped with ice packs. Upon receipt, store it immediately at -80°C

Storage Buffer:

PBS Only

For technical support and original validation data for this product please contact:

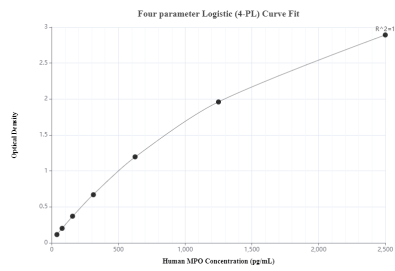
T: 4006900926

E: Proteintech-CN@ptglab.com

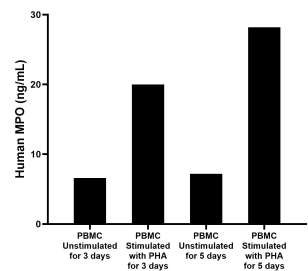
W: ptgcn.com

This product is exclusively available under Proteintech Group brand and is not available to purchase from any other manufacturer.

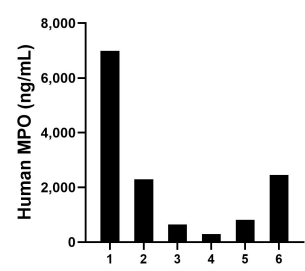
Selected Validation Data



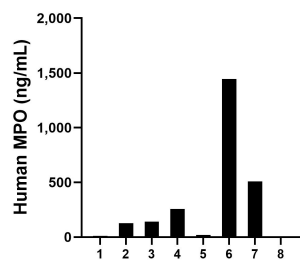
Sandwich ELISA standard curve of MP00321-2, Human MPO Recombinant Matched Antibody Pair - PBS only. 83282-4-PBS was coated to a plate as the capture antibody and incubated with serial dilutions of standard Eg0511. 83282-5-PBS was HRP conjugated as the detection antibody. Range: 39-2500 pg/mL



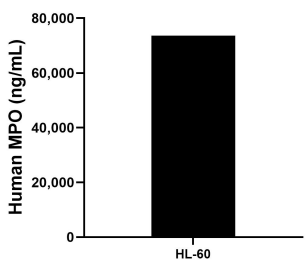
Human peripheral blood mononuclear cells (PBMC) were cultured unstimulated or stimulated with 10 μ g/mL PHA for 3 days or 5 days. For the PBMC supernatant cultured for 3 days, the mean MPO concentration was determined to be 6.6 ng/mL in unstimulated PBMC supernatant, 20.0 ng/mL in PHA stimulated PBMC supernatant. For the PBMC supernatant cultured for 5 days, the mean MPO concentration was determined to be 7.2 ng/mL in unstimulated PBMC supernatant,



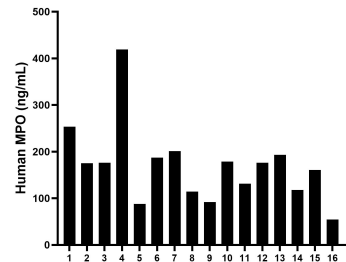
Urine of six individual healthy human donors was measured. The MPO concentration of detected samples was determined to be 2,249.9 pg/mL with a range of 294.1 - 6,991.1 pg/mL



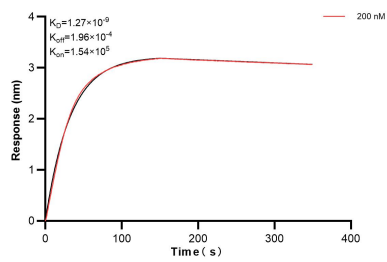
Saliva of eight individual healthy human donors was measured. The MPO concentration of detected samples was determined to be 314.7 ng/mL with a range of 6.3 - 1,446.1 ng/mL



The mean MPO concentration was determined to be 73,583.3 ng/mL in HL-60 cell extract based on a 4.3 mg/mL extract load.



Serum of sixteen individual healthy human donors was measured. The MPO concentration of detected samples was determined to be 169.9 ng/mL with a range of 54.5 - 419.2 ng/mL



Biolayer interferometry (BLI) kinetic assay of 83282-5-PBS against Human MPO was performed. The affinity constant is 1.27 nM.