

For Research Use Only

BUB3 Recombinant antibody, PBS Only (Capture)

Catalog Number: 83266-2-PBS



Basic Information

Catalog Number:

83266-2-PBS

Size:

1mg/ml

Source:

Rabbit

Isotype:

IgG

Immunogen Catalog Number:

AG25608

GenBank Accession Number:

BC005138

GeneID (NCBI):

9184

UNIPROT ID:

O43684

Full Name:

budding uninhibited by
benzimidazoles 3 homolog (yeast)

Calculated MW:

37 kDa

Purification Method:

Protein A purification

CloneNo.:

240087E11

Applications

Tested Applications:

Cytometric bead array, Sandwich ELISA, Indirect ELISA,
Sample test

Species Specificity:

human

Background Information

Storage

Storage:

Store at -80°C.

The product is shipped with ice packs. Upon receipt, store it immediately at -80°C

Storage Buffer:

PBS Only

For technical support and original validation data for this product please contact:

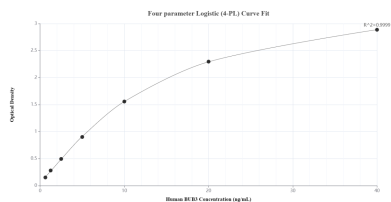
T: 4006900926

E: Proteintech-CN@ptglab.com

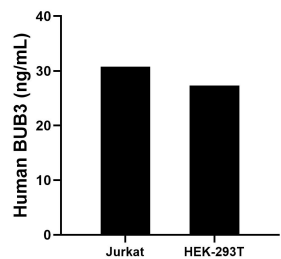
W: ptgcn.com

This product is exclusively available under Proteintech Group brand and is not available to purchase from any other manufacturer.

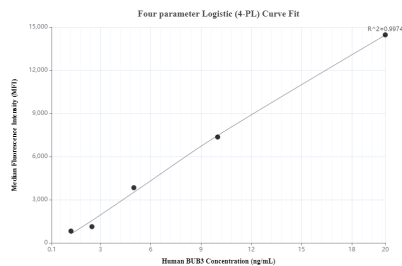
Selected Validation Data



Sandwich ELISA standard curve of MP00297-3, Human BUB3 Recombinant Matched Antibody Pair - PBS only. 83266-2-PBS was coated to a plate as the capture antibody and incubated with serial dilutions of standard Ag25608. 83266-1-PBS was HRP conjugated as the detection antibody. Range: 0.625-40 ng/mL.



The mean BUB3 concentration was determined to be 30.78 ng/mL in Jurkat cell extract based on a 1.00 mg/mL extract load and 27.28 ng/mL in HEK-293T cell extract based on a 1.00 mg/mL extract load.



Cytometric bead array standard curve of MP00297-3, BUB3 Recombinant Matched Antibody Pair, PBS Only. Capture antibody: 83266-2-PBS. Detection antibody: 83266-1-PBS. Standard: Ag25608. Range: 1.25-20 ng/mL.