

For Research Use Only

MLLT1 Recombinant antibody, PBS Only (Detector)

Catalog Number: 83242-4-PBS



Basic Information

Catalog Number:

83242-4-PBS

Size:

1mg/ml

Source:

Rabbit

Isotype:

IgG

Immunogen Catalog Number:

AG34210

GenBank Accession Number:

BC148806

GeneID (NCBI):

4298

UNIPROT ID:

Q03111

Full Name:

myeloid/lymphoid or mixed-lineage
leukemia (trithorax homolog,
Drosophila); translocated to, 1

Calculated MW:

62 kDa

Purification Method:

Protein A purification

CloneNo.:

230519H1

Applications

Tested Applications:

Cytometric bead array, Sandwich ELISA, Indirect ELISA,
Sample test

Species Specificity:

human

Background Information

Storage

Storage:

Store at -80°C.

The product is shipped with ice packs. Upon receipt, store it immediately at -80°C

Storage Buffer:

PBS Only

For technical support and original validation data for this product please contact:

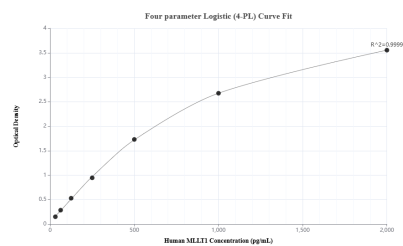
T: 4006900926

E: Proteintech-CN@ptglab.com

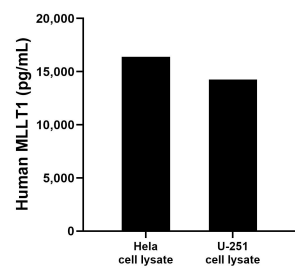
W: ptgcn.com

This product is exclusively available under Proteintech Group brand and is not available to purchase from any other manufacturer.

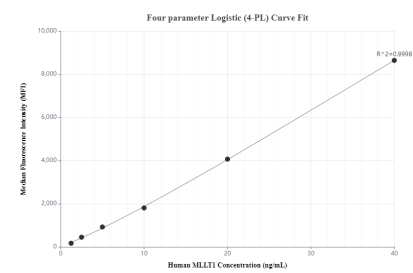
Selected Validation Data



Sandwich ELISA standard curve of MP00158-2, Human MLLT1 Recombinant Matched Antibody Pair - PBS only. 83242-3-PBS was coated to a plate as the capture antibody and incubated with serial dilutions of standard Ag34210. 83242-4-PBS was HRP conjugated as the detection antibody. Range: 31.3-2000 pg/mL



HeLa and U-251 cell lysates were measured. The human MLLT1 concentration of detected samples was determined to be 16384.9 pg/mL (based on a 6.4 mg/mL extract load) in HeLa cell lysate and 14242.8 pg/mL (based on a 6.4 mg/mL extract load) in U-251 cell lysate.



Cytometric bead array standard curve of MP00158-2, MLLT1 Recombinant Matched Antibody Pair, PBS Only. Capture antibody: 83242-3-PBS. Detection antibody: 83242-4-PBS. Standard: Ag34210. Range: 1.25-40 ng/mL