

For Research Use Only

TDO2 Recombinant antibody, PBS Only (Detector)

Catalog Number: 83236-1-PBS



Basic Information

Catalog Number:

83236-1-PBS

Size:

1mg/ml

Source:

Rabbit

Isotype:

IgG

Immunogen Catalog Number:

AG8531

GenBank Accession Number:

BC005355

GeneID (NCBI):

6999

UNIPROT ID:

P48775

Full Name:

tryptophan 2,3-dioxygenase

Calculated MW:

406 aa, 48 kDa

Purification Method:

Protein A purification

CloneNo.:

240068C1

Applications

Tested Applications:

Cytometric bead array, Sandwich ELISA, Indirect ELISA, Sample test

Species Specificity:

human

Background Information

Storage

Storage:

Store at -80°C.

The product is shipped with ice packs. Upon receipt, store it immediately at -80°C

Storage Buffer:

PBS Only

For technical support and original validation data for this product please contact:

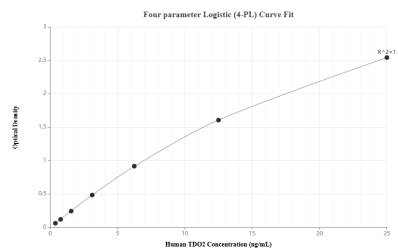
T: 4006900926

E: Proteintech-CN@ptglab.com

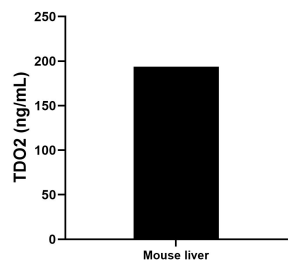
W: ptgcn.com

This product is exclusively available under Proteintech Group brand and is not available to purchase from any other manufacturer.

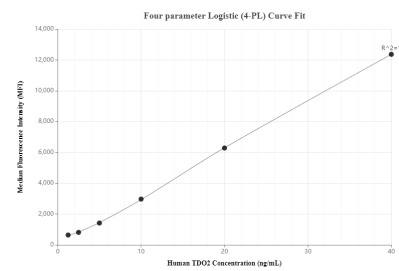
Selected Validation Data



Sandwich ELISA standard curve of MP00219-3, Human TDO2 Recombinant Matched Antibody Pair - PBS only. 83236-4-PBS was coated to a plate as the capture antibody and incubated with serial dilutions of standard Ag8531. 83236-1-PBS was HRP conjugated as the detection antibody. Range: 0.391-25 ng/mL



The mean TDO2 concentration was determined to be 193.90 ng/mL in mouse liver tissue extract based on a 3.7 mg/mL extract load.



Cytometric bead array standard curve of MP00219-1, TDO2 Recombinant Matched Antibody Pair, PBS Only. Capture antibody: 83236-2-PBS. Detection antibody: 83236-1-PBS. Standard: Ag8531. Range: 1.25-40 ng/mL