

For Research Use Only

ROCK1 Recombinant antibody, PBS Only (Capture)

Catalog Number: 83166-4-PBS



Basic Information

Catalog Number:

83166-4-PBS

Size:

1mg/ml

Source:

Rabbit

Isotype:

IgG

Immunogen Catalog Number:

AG16317

GenBank Accession Number:

BC113114

GeneID (NCBI):

6093

UNIPROT ID:

Q13464

Full Name:

Rho-associated, coiled-coil containing
protein kinase 1

Calculated MW:

1354 aa, 158 kDa

Purification Method:

Protein A purification

CloneNo.:

230423H5

Applications

Tested Applications:

Cytometric bead array, Sandwich ELISA, Indirect ELISA,
Sample test

Species Specificity:

human

Background Information

Storage

Storage:

Store at -80°C.

The product is shipped with ice packs. Upon receipt, store it immediately at -80°C

Storage Buffer:

PBS Only

For technical support and original validation data for this product please contact:

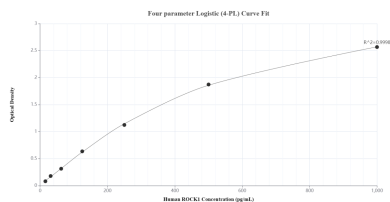
T: 4006900926

E: Proteintech-CN@ptglab.com

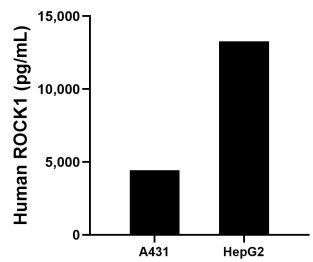
W: ptgcn.com

This product is exclusively available under Proteintech Group brand and is not available to purchase from any other manufacturer.

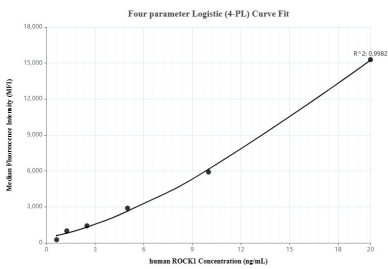
Selected Validation Data



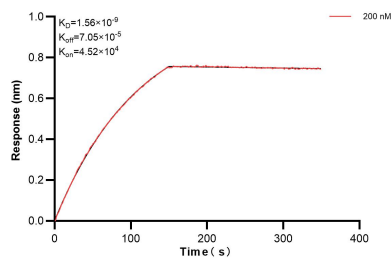
Sandwich ELISA standard curve of MP00229-3, Human ROCK1 Recombinant Matched Antibody Pair - PBS only. 83166-4-PBS was coated to a plate as the capture antibody and incubated with serial dilutions of standard Ag16317. 83166-1-PBS was HRP conjugated as the detection antibody. Range: 15.6-1000 pg/mL.



The mean ROCK1 concentration was determined to be 4,443.0 pg/mL in A431 cell extract based on a 2.6 mg/mL extract load and 13,265.0 pg/mL in HepG2 cell extract based on a 5.0 mg/mL extract load.



Cytometric bead array standard curve of MP00229-1, ROCK1 Recombinant Matched Antibody Pair, PBS Only. Capture antibody: 83166-4-PBS. Detection antibody: 83166-2-PBS. Standard: Ag16317. Range: 0.625-20 ng/mL.



Biolayer interferometry (BLI) kinetic assay of 83166-4-PBS against Human ROCK1 was performed. The affinity constant is 1.56 nM.