

For Research Use Only

TYK2 Recombinant antibody, PBS Only

Catalog Number: 83161-5-PBS



Basic Information

Catalog Number:

83161-5-PBS

Size:

1mg/ml

Source:

Rabbit

Isotype:

IgG

Immunogen Catalog Number:

AG28457

GenBank Accession Number:

BC014243

GeneID (NCBI):

7297

UNIPROT ID:

P29597

Full Name:

tyrosine kinase 2

Calculated MW:

1187 aa, 134 kDa

Purification Method:

Protein A purification

CloneNo.:

230176B6

Applications

Tested Applications:

IF/ICC, FC (Intra), Indirect ELISA

Species Specificity:

human

Background Information

Storage

Storage:

Store at -80°C.

The product is shipped with ice packs. Upon receipt, store it immediately at -80°C

Storage Buffer:

PBS Only

For technical support and original validation data for this product please contact:

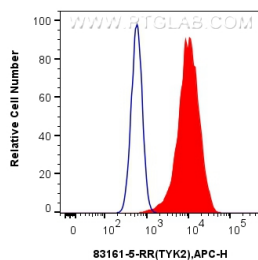
T: 4006900926

E: Proteintech-CN@ptglab.com

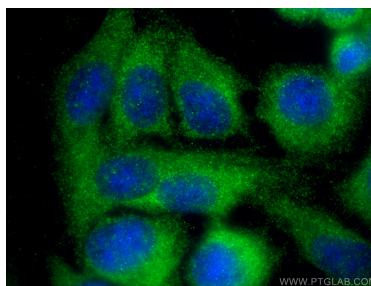
W: ptgcn.com

This product is exclusively available under Proteintech Group brand and is not available to purchase from any other manufacturer.

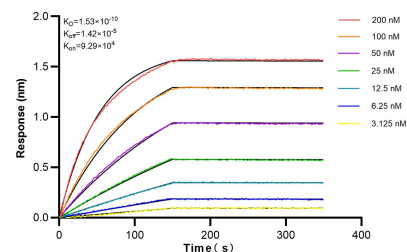
Selected Validation Data



1x10⁶ U2OS cells were intracellularly stained with 0.25 ug Tyk2 Recombinant Antibody (83161-5-RR, Clone: 230176B6) and APC-Conjugated AffiniPure Goat Anti-Rabbit IgG(H+L)(red), or 0.25 ug Rabbit IgG control Rabbit PolyAb (30000-O-AP) (blue). Cells were fixed with 4% PFA and permeabilized with Flow Cytometry Perm Buffer (PF00011-C). This data was developed using the same antibody clone with 83161-5-PBS in a different storage buffer formulation.



Immunofluorescent analysis of (-20°C Ethanol) fixed HepG2 cells using TYK2 antibody (83161-5-RR, Clone: 230176B6) at dilution of 1:400 and Multi-rAb CoraLite® Plus 488-Goat Anti-Rabbit Recombinant Secondary Antibody (H+L) (RGAR002). This data was developed using the same antibody clone with 83161-5-PBS in a different storage buffer formulation.



Biolayer interferometry (BLI) kinetic assays of 83161-5-RR against Human TYK2 were performed. The affinity constant is 0.153 nM.