

For Research Use Only

# MTCO2 Recombinant monoclonal antibody, PBS Only (Detector)

Catalog Number: 83132-6-PBS



## Basic Information

<b>Catalog Number:</b> 83132-6-PBS	<b>GenBank Accession Number:</b> YP_003024029	<b>Purification Method:</b> Protein A purification
<b>Source:</b> Rabbit	<b>GeneID (NCBI):</b> 4513	<b>CloneNo.:</b> 230448E2
<b>Isotype:</b> IgG	<b>UNIPROT ID:</b> P00403	
	<b>Full Name:</b> cytochrome c oxidase II	
	<b>Calculated MW:</b> 26 kDa	

## Applications

**Tested Applications:**  
Cytometric bead array, Sandwich ELISA, Indirect ELISA

**Species Specificity:**  
human

## Background Information

### Storage

**Storage:**  
Store at -80°C.  
**The product is shipped with ice packs. Upon receipt, store it immediately at -80°C**

**Storage Buffer:**  
PBS only, pH7.3

For technical support and original validation data for this product please contact:

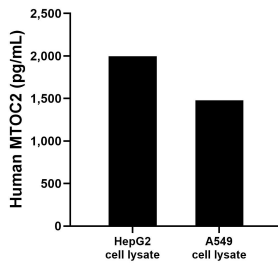
T: 4006900926

E: [Proteintech-CN@ptglab.com](mailto:Proteintech-CN@ptglab.com)

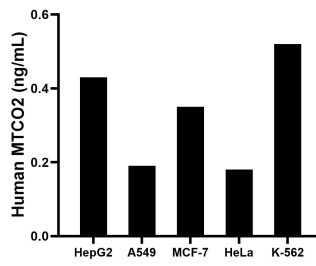
W: [ptgcn.com](http://ptgcn.com)

**This product is exclusively available under Proteintech Group brand and is not available to purchase from any other manufacturer.**

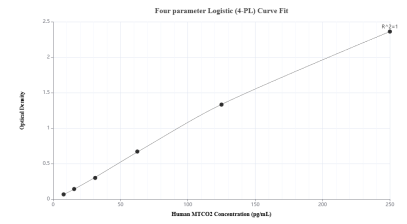
## Selected Validation Data



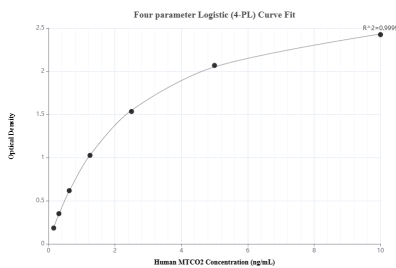
HepG2 and A549 cell lysates were measured. The human MTOC2 concentration of detected samples was determined to be 1,996.9 pg/mL (based on a 1.2 mg/mL extract load) in HepG2 cell lysate and 1,477.3 pg/mL (based on a 1.0 mg/mL extract load) in A549 cell lysate.



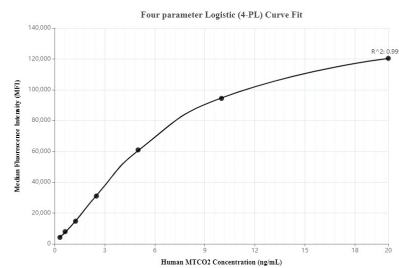
The mean MTOC2 concentration was determined to be 0.43 ng/mL in HepG2 cell extract based on a 1.2 mg/mL extract load, 0.19 ng/mL in A549 cell extract based on a 1.1 mg/mL extract load, 0.35 ng/mL in MCF-7 cell extract based on a 1.2 mg/mL extract load, 0.18 ng/mL in HeLa cell extract based on a 1.2 mg/mL extract load and 0.52 ng/mL in K-562 cell extract based on a 1.2 mg/mL extract load.



Sandwich ELISA standard curve of MP00254-1, Human MTOC2 Recombinant Matched Antibody Pair - PBS only. 83132-3-PBS was coated to a plate as the capture antibody and incubated with serial dilutions of standard SY01099. 83132-6-PBS was HRP conjugated as the detection antibody. Range: 7.8-250 pg/mL



Sandwich ELISA standard curve of MP00254-4, Human MTOC2 Recombinant Matched Antibody Pair - PBS only. 83132-9-PBS was coated to a plate as the capture antibody and incubated with serial dilutions of standard SY01099. 83132-6-PBS was HRP conjugated as the detection antibody. Range: 0.156-10 ng/mL



Cytometric bead array standard curve of MP00254-1, MTOC2 Recombinant Matched Antibody Pair, PBS Only. Capture antibody: 83132-3-PBS. Detection antibody: 83132-6-PBS. Standard: SY01099. Range: 0.313-20 ng/mL