

For Research Use Only

# ZO-2 Recombinant antibody, PBS Only

Catalog Number: 83111-4-PBS



## Basic Information

Catalog Number:

83111-4-PBS

Size:

1 mg/ml

Source:

Rabbit

Isotype:

IgG

Immunogen Catalog Number:

AG13534

GenBank Accession Number:

BC027592

GeneID (NCBI):

9414

UNIPROT ID:

Q9UDY2

Full Name:

tight junction protein 2 (zona occludens 2)

Calculated MW:

134 kDa

Observed MW:

150 kDa

Purification Method:

Protein A purification

CloneNo.:

230474H8

## Applications

Tested Applications:

WB, IF/ICC, FC (Intra), Indirect ELISA

Species Specificity:

human, rat

## Background Information

Zona occludens protein 2 (ZO-2), also known as tight junction protein 2 (TJP2), is a membrane-associated guanylate kinase acting at intercellular contacts of epithelial and endothelial cells but also in their nuclei.

## Storage

Storage:

Store at -80°C.

The product is shipped with ice packs. Upon receipt, store it immediately at -80°C

Storage Buffer:

PBS Only

For technical support and original validation data for this product please contact:

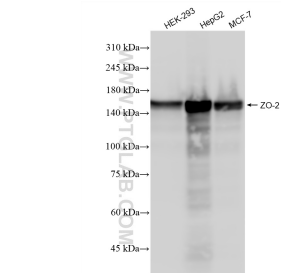
T: 4006900926

E: [Proteintech-CN@ptglab.com](mailto:Proteintech-CN@ptglab.com)

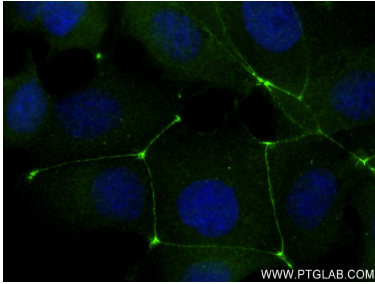
W: [ptgcn.com](http://ptgcn.com)

This product is exclusively available under Proteintech Group brand and is not available to purchase from any other manufacturer.

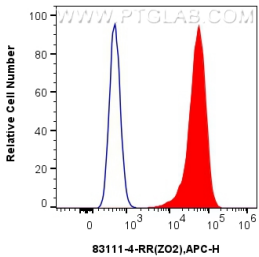
Selected Validation Data



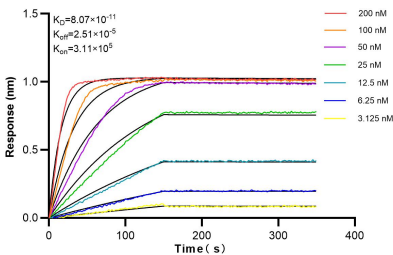
Various lysates were subjected to SDS PAGE followed by western blot with 83111-4-RR (ZO-2 antibody) at dilution of 1:10000 incubated at room temperature for 1.5 hours. This data was developed using the same antibody clone with 83111-4-PBS in a different storage buffer formulation.



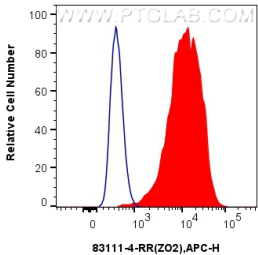
Immunofluorescent analysis of (4% PFA) fixed MCF-7 cells using ZO-2 antibody (83111-4-RR, Clone: 230474H8 ) at dilution of 1:400 and CoraLite®488-Conjugated AffiniPure Goat Anti-Rabbit IgG(H+L) (SA00013-2). This data was developed using the same antibody clone with 83111-4-PBS in a different storage buffer formulation.



1x10<sup>6</sup> A431 cells were intracellularly stained with 0.25 ug ZO-2 Recombinant antibody (83111-4-RR, Clone:230474H8) and APC-Conjugated AffiniPure Goat Anti-Rabbit IgG(H+L)(red), or 0.25 ug Isotype Control (blue). Cells were fixed with 4% PFA and permeabilized with Flow Cytometry Perm Buffer (PF00011-C). This data was developed using the same antibody clone with 83111-4-PBS in a different storage buffer formulation.



Biolayer interferometry (BLI) kinetic assays of 83111-4-RR against Human XRN2 were performed. The affinity constant is 80.7 pM.



1x10<sup>6</sup> U2OS cells were intracellularly stained with 0.25 ug ZO-2 Recombinant antibody (83111-4-RR, Clone:230474H8) and APC-Conjugated AffiniPure Goat Anti-Rabbit IgG(H+L)(red), or 0.25 ug Isotype Control (blue). Cells were fixed with 4% PFA and permeabilized with Flow Cytometry Perm Buffer (PF00011-C). This data was developed using the same antibody clone with 83111-4-PBS in a different storage buffer formulation.