

For Research Use Only

CA11 Recombinant antibody, PBS Only

Catalog Number: 83082-4-PBS



Basic Information

Catalog Number:	83082-4-PBS	GenBank Accession Number:	BC002662	Purification Method:	Protein A purification
Size:	1mg/ml	GeneID (NCBI):	770	CloneNo.:	230390F7
Source:	Rabbit	UNIPROT ID:	O75493		
Isotype:	IgG	Full Name:	carbonic anhydrase XI		
Immunogen Catalog Number:	AG33373	Calculated MW:	36 kDa		

Applications

Tested Applications:
IF/ICC, FC (Intra), Indirect ELISA

Species Specificity:
human

Background Information

CA11(Carbonic anhydrase-related protein 11) is also named CARP2, and CARP XI and belongs to the alpha-carbonic anhydrase family. CARP XI is observed in the cerebellum, cerebrum, liver, stomach, small intestine, colon, kidney, and testis by immunohistochemical, and in the cerebellum, the most prominent signal is located in the Purkinje cells(PMID:20356370). CARP XI contains a hydrophobic N-terminal region for a possible signal sequence and asparagine glycosylation site and it plays a general role in the human central nervous system(PMID: 10350627).

Storage

Storage:
Store at -80°C.
The product is shipped with ice packs. Upon receipt, store it immediately at -80°C

Storage Buffer:
PBS Only

For technical support and original validation data for this product please contact:

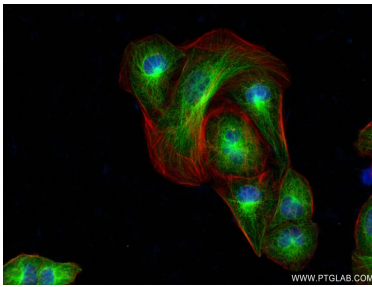
T: 4006900926

E: Proteintech-CN@ptglab.com

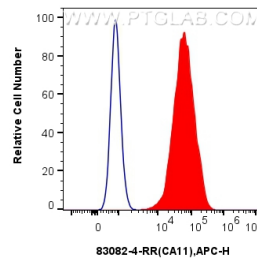
W: ptgcn.com

This product is exclusively available under Proteintech Group brand and is not available to purchase from any other manufacturer.

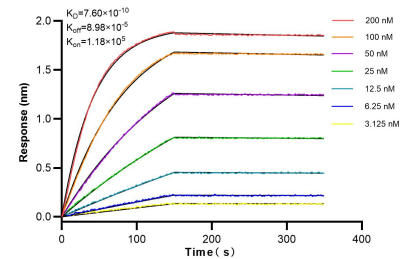
Selected Validation Data



Immunofluorescent analysis of (4% PFA) fixed U2OS cells using CA11 antibody (83082-4-RR, Clone: 230390F7) at dilution of 1:250 and CoraLite®488-Conjugated AffiniPure Goat Anti-Mouse IgG(H+L) (SA00013-1), CL594-Phalloidin (red). This data was developed using the same antibody clone with 83082-4-PBS in a different storage buffer formulation.



1x10⁶ A431 cells were intracellularly stained with 0.25 ug CA11 Recombinant antibody (83082-4-RR, Clone:230390F7) and APC-Conjugated AffiniPure Goat Anti-Rabbit IgG(H+L)(red), or 0.25 ug Rabbit IgG control Rabbit PolyAb (30000-0-AP) (blue). Cells were fixed with 4% PFA and permeabilized with Flow Cytometry Perm Buffer (PF00011-C). This data was developed using the same antibody clone with 83082-4-PBS in a different storage buffer formulation.



Biolayer interferometry (BLI) kinetic assays of 83042-4-RR against Human CA11 were performed. The affinity constant is 0.78 nM.