

For Research Use Only

golgin 97 Recombinant antibody, PBS Only

Catalog Number: 83009-4-PBS



Basic Information

Catalog Number:

83009-4-PBS

Size:

1 mg/ml

Source:

Rabbit

Isotype:

IgG

Immunogen Catalog Number:

AG3335

GenBank Accession Number:

BC032853

GeneID (NCBI):

2800

UNIPROT ID:

Q92805

Full Name:

golgi autoantigen, golgin subfamily a, 1

Calculated MW:

767 aa, 88 kDa

Observed MW:

97 kDa

Purification Method:

Protein A purification

CloneNo.:

230523A5

Applications

Tested Applications:

WB, IHC, IF/ICC, FC (Intra), Indirect ELISA

Species Specificity:

human

Background Information

Golgin subfamily A member 1 is a protein that in humans is encoded by the GOLGA1 gene. GOLGA1 has been shown to interact with ARL1. GOLGA1 is associated with Sjogren's syndrome. IF result shows strong Golgi staining.

Storage

Storage:

Store at -80°C.

The product is shipped with ice packs. Upon receipt, store it immediately at -80°C

Storage Buffer:

PBS Only

For technical support and original validation data for this product please contact:


T: 4006900926

E: Proteintech-CN@ptglab.com

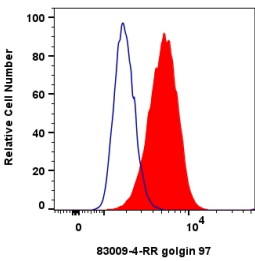
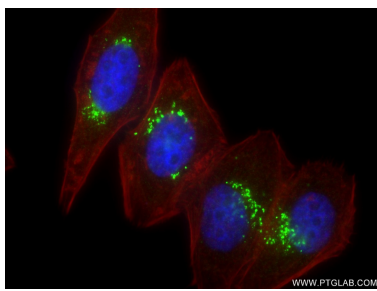
W: ptgcn.com

This product is exclusively available under Proteintech Group brand and is not available to purchase from any other manufacturer.

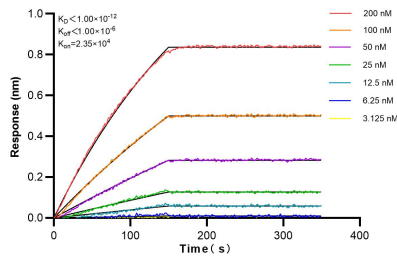
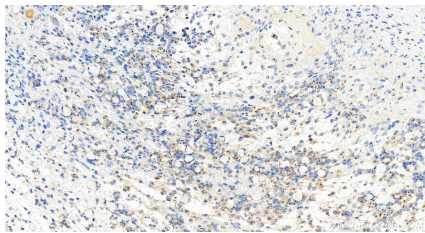
Selected Validation Data



Various lysates were subjected to SDS PAGE followed by western blot with 83009-4-RR (golgin 97 antibody) at dilution of 1:10000 incubated at room temperature for 1.5 hours. This data was developed using the same antibody clone with 83009-4-PBS in a different storage buffer formulation.



1x10⁶ HepG2 cells were intracellularly stained with 0.25 ug golgin 97 Recombinant antibody (83009-4-RR, Clone:230523A5) and CoraLite®488-Conjugated Goat Anti-Rabbit IgG(H+L) (SA00013-2) (red), or 0.25 ug Control Antibody (blue). Cells were fixed with 4% PFA and permeabilized with Flow Cytometry Perm Buffer (PF00011-C). This data was developed using the same antibody clone with 83009-4-PBS in a different storage buffer formulation.



Biolayer interferometry (BLI) kinetic assays of 83009-4-RR against Human golgin 97 were performed. The affinity constant is below 1 pM.