

For Research Use Only

IFT140 Recombinant antibody, PBS Only



Catalog Number: 82947-7-PBS

Basic Information

Catalog Number:

82947-7-PBS

Size:

1 mg/ml

Source:

Rabbit

Isotype:

IgG

Immunogen Catalog Number:

AG11119

GenBank Accession Number:

BC035577

GeneID (NCBI):

9742

UNIPROT ID:

Q96RY7

Full Name:

intraflagellar transport 140 homolog
(Chlamydomonas)

Calculated MW:

1462 aa, 165 kDa

Purification Method:

Protein A purification

CloneNo.:

230231D5

Applications

Tested Applications:

WB, ELISA, IF/ICC

Species Specificity:

Human

Background Information

Storage

Storage:

Store at -80°C.

The product is shipped with ice packs. Upon receipt, store it immediately at -80°C

Storage Buffer:

PBS Only

For technical support and original validation data for this product please contact:

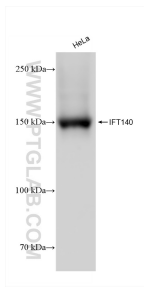
T: 4006900926

E: Proteintech-CN@ptglab.com

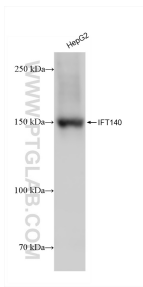
W: ptgcn.com

This product is exclusively available under Proteintech Group brand and is not available to purchase from any other manufacturer.

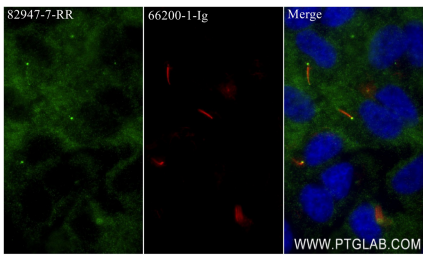
Selected Validation Data



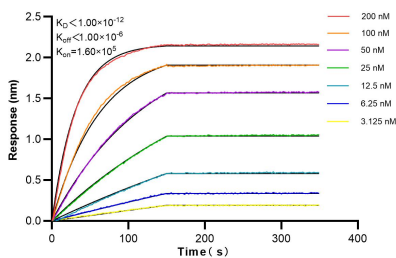
HeLa cells were subjected to SDS PAGE followed by western blot with 82947-7-RR (IFT140 antibody) at dilution of 1:10000 incubated at room temperature for 1.5 hours. This data was developed using the same antibody clone with 82947-7-PBS in a different storage buffer formulation.



HepG2 cells were subjected to SDS PAGE followed by western blot with 82947-7-RR (IFT140 antibody) at dilution of 1:10000 incubated at room temperature for 1.5 hours. This data was developed using the same antibody clone with 82947-7-PBS in a different storage buffer formulation.



Immunofluorescent analysis of (4% PFA) fixed Starvation treated hTERT-RPE1 cells using IFT140 antibody (82947-7-RR, Clone: 230231D5) at dilution of 1:400 and CoraLite®488-Conjugated AffiniPure Goat Anti-Rabbit IgG(H+L) (SA00013-2), Acetyl-Tubulin (Lys40) antibody (66200-1-Ig, Clone: 7E5H8, red). This data was developed using the same antibody clone with 82947-7-PBS in a different storage buffer formulation.



Biolayer interferometry (BLI) kinetic assays of 82947-7-RR against Human IFT140 were performed. The affinity constant is below 1 pM.