

For Research Use Only

PDGFR beta/CD140b Recombinant antibody

Catalog Number: 82943-1-RR



Basic Information

Catalog Number:

82943-1-RR

Size:

1000 ug/ml

Source:

Rabbit

Isotype:

IgG

GenBank Accession Number:

BC032224

GeneID (NCBI):

5159

Full Name:

platelet-derived growth factor receptor, beta polypeptide

Calculated MW:

1106 aa, 124 kDa

Observed MW:

180 kDa

Purification Method:

Protein A purification

CloneNo.:

230214D11

Recommended Dilutions:

WB 1:5000-1:50000

IHC 1:500-1:2000

Applications

Tested Applications:

WB, IHC, ELISA

Species Specificity:

human

Note-IHC: suggested antigen retrieval with TE buffer pH 9.0; (*) Alternatively, antigen retrieval may be performed with citrate buffer pH 6.0

Positive Controls:

WB : MG-63 cells, HeLa cells, COLO 320 cells, U-87 MG cells

IHC : human placenta tissue,

Background Information

Storage

Storage:

Store at -20°C. Stable for one year after shipment.

Storage Buffer:

PBS with 0.02% sodium azide and 50% glycerol pH 7.3.

Aliquoting is unnecessary for -20°C storage

For technical support and original validation data for this product please contact:

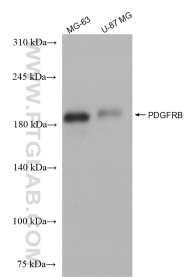
T: 4006900926

E: Proteintech-CN@ptglab.com

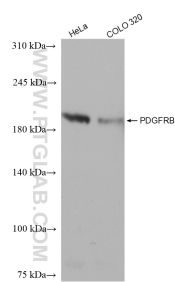
W: ptgcn.com

This product is exclusively available under Proteintech Group brand and is not available to purchase from any other manufacturer.

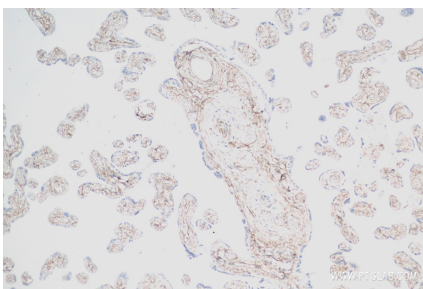
Selected Validation Data



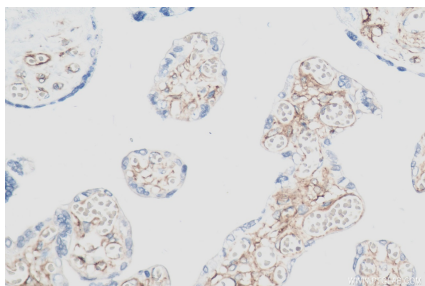
Various lysates were subjected to SDS PAGE followed by western blot with 82943-1-RR (PDGFRB antibody) at dilution of 1:10000 incubated at room temperature for 1.5 hours.



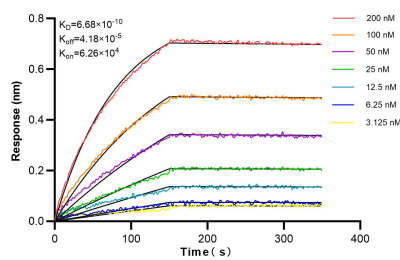
Various lysates were subjected to SDS PAGE followed by western blot with 82943-1-RR (PDGFRB antibody) at dilution of 1:10000 incubated at room temperature for 1.5 hours.



Immunohistochemical analysis of paraffin-embedded human placenta tissue slide using 82943-1-RR (PDGFR beta antibody) at dilution of 1:1000 (under 10x lens). Heat mediated antigen retrieval with Tris-EDTA buffer (pH 9.0).



Immunohistochemical analysis of paraffin-embedded human placenta tissue slide using 82943-1-RR (PDGFR beta antibody) at dilution of 1:1000 (under 40x lens). Heat mediated antigen retrieval with Tris-EDTA buffer (pH 9.0).



Biolayer interferometry (BLI) kinetic assays of 82943-1-RR against Human PDGFRB were performed. The affinity constant is 0.668 nM.