

For Research Use Only

# CD147 Recombinant antibody, PBS Only

Catalog Number: 82909-1-PBS



## Basic Information

Catalog Number:

82909-1-PBS

Concentration:

1mg/ml

Source:

Rabbit

Isotype:

IgG

GenBank Accession Number:

BC009040

GeneID (NCBI):

682

UNIPROT ID:

P35613

Full Name:

basigin (Ok blood group)

Calculated MW:

385 aa, 42 kDa

Purification Method:

Protein A purification

CloneNo.:

230046C1

## Applications

Tested Applications:

IF/ICC, Indirect ELISA

Species Specificity:

human

## Background Information

CD147, also known as Basigin or extracellular matrix metalloproteinase inducer (EMMPRIN), is a transmembrane glycoprotein that belongs to the immunoglobulin superfamily (PMID: 7812975). The molecule is composed of an intracellular portion, an extracellular portion and a single transmembrane region. CD147 is expressed on a variety of cell types (e.g., hematopoietic, epithelial, and endothelial cells) and at varying levels (PMID: 32968061). Increased expression of CD147 occurs in many tumors. CD147 is a pleiotropic molecule that plays an important role in fetal, neuronal, lymphocyte and extracellular matrix development (PMID: 17945211). CD147 has been identified as a receptor essential for erythrocyte invasion by Plasmodium falciparum (PMID: 22080952). It has been reported that spike protein of SARS-CoV-2 binds to CD147 on host cells, thereby mediating the viral invasion (Wang, Ke, et al, BioRxiv, 2020).

## Storage

Storage:

Store at -80°C.

**The product is shipped with ice packs. Upon receipt, store it immediately at -80°C**

Storage Buffer:

PBS Only

For technical support and original validation data for this product please contact:

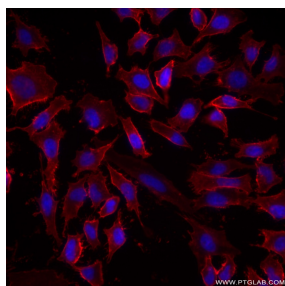
T: 4006900926

E: Proteintech-CN@ptglab.com

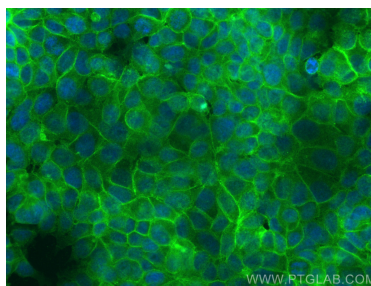
W: ptgcn.com

**This product is exclusively available under Proteintech Group brand and is not available to purchase from any other manufacturer.**

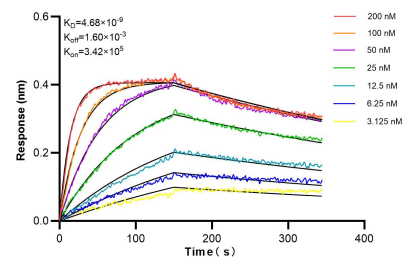
## Selected Validation Data



Immunofluorescent analysis of (4% PFA) fixed HeLa cells using CD147 antibody (82909-1-RR, Clone: 230046C1) at dilution of 1:1000 and Multi-rAb CoraLite® Plus 594-Goat Anti-Mouse Recombinant Secondary Antibody (H+L) (RGAM004). This data was developed using the same antibody clone with 82909-1-PBS in a different storage buffer formulation.



Immunofluorescent analysis of (4% PFA) fixed MCF-7 cells using CD147 antibody (82909-1-RR, Clone: 230046C1) at dilution of 1:500 and CoraLite® 488-Conjugated Goat Anti-Rabbit IgG(H+L) (SA00013-2). This data was developed using the same antibody clone with 82909-1-PBS in a different storage buffer formulation.



Biolayer interferometry (BLI) kinetic assays of 82909-1-RR against Human CD147 were performed. The affinity constant is 4.68 nM.