

For Research Use Only

APOM Recombinant antibody, PBS Only



Catalog Number: 82871-1-PBS

Basic Information

Catalog Number: 82871-1-PBS	GenBank Accession Number: BC020683	Purification Method: Protein A purification
Size: 1mg/ml	GeneID (NCBI): 55937	CloneNo.: 3019
Source: Rabbit	UNIPROT ID: O95445	
Isotype: IgG	Full Name: apolipoprotein M	
Immunogen Catalog Number: AG3048	Calculated MW: 21 kDa	
	Observed MW: 21-25 kDa	

Applications

Tested Applications:
Indirect ELISA, WB

Species Specificity:
human

Background Information

APOM (Apolipoprotein M) is a member of the lipocalin superfamily and is predominantly associated with high-density lipoprotein (HDL). APOM is synthesized in the kidneys, liver, and to a minor extent also by adipocytes. In the circulation, APOM binds primarily to high-density lipoproteins (HDL) but can also be associated with other lipoproteins, such as low-density lipoproteins (LDL), very-low-density lipoproteins (VLDL), and chylomicrons (PMID: 34482091).

Storage

Storage:
Store at -80°C.

The product is shipped with ice packs. Upon receipt, store it immediately at -80°C

Storage Buffer:
PBS Only

For technical support and original validation data for this product please contact:

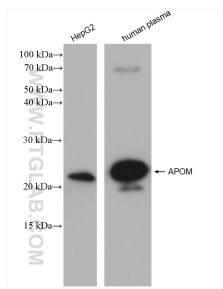
T: 4006900926

E: Proteintech-CN@ptglab.com

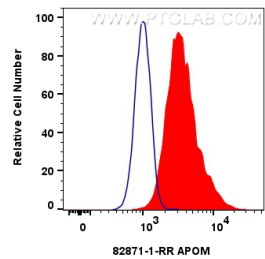
W: ptgcn.com

This product is exclusively available under Proteintech Group brand and is not available to purchase from any other manufacturer.

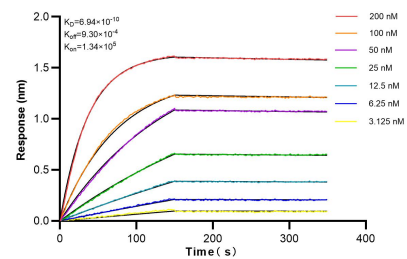
Selected Validation Data



Various lysates were subjected to SDS PAGE followed by western blot with 82871-1-RR (APOM antibody) at dilution of 1:5000 incubated at room temperature for 1.5 hours. This data was developed using the same antibody clone with 82871-1-PBS in a different storage buffer formulation.



1x10⁶ HepG2 cells were intracellularly stained with 0.25 ug APOM Recombinant antibody (82871-1-RR, Clone:3O19) and Coralite®488-Conjugated AffiniPure Goat Anti-Rabbit IgG(H+L) (SA00013-2) (red), or 0.25 ug Isotype Control (blue). Cells were fixed with 4% PFA and permeabilized with Flow Cytometry Perm Buffer (PF00011-C). This data was developed using the same antibody clone with 82871-1-PBS in a different storage buffer formulation.



Biolayer interferometry (BLI) kinetic assays of 82871-1-RR against Human APOM were performed. The affinity constant is 0.694 nM.