

For Research Use Only

# FABP5 Recombinant monoclonal antibody, PBS Only (Capture)

Catalog Number: 82551-3-PBS



## Basic Information

Catalog Number:

82551-3-PBS

Concentration:

1 mg/ml

Source:

Rabbit

Isotype:

IgG

Immunogen Catalog Number:

AG3005

GenBank Accession Number:

BC019385

GeneID (NCBI):

2171

UNIPROT ID:

Q01469

Full Name:

fatty acid binding protein 5 (psoriasis-associated)

Calculated MW:

135 aa, 15 kDa

Purification Method:

Protein A purification

CloneNo.:

243154D6

## Applications

Tested Applications:

Sandwich ELISA, Indirect ELISA

Species Specificity:

human

## Background Information

### Storage

Storage:

Store at -80°C.

The product is shipped with ice packs. Upon receipt, store it immediately at -80°C

Storage Buffer:

PBS only, pH7.3

For technical support and original validation data for this product please contact:

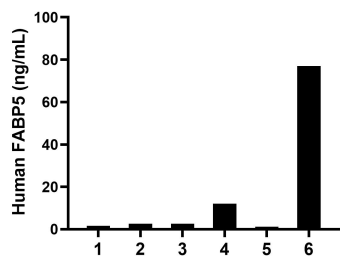
T: 4006900926

E: [Proteintech-CN@ptglab.com](mailto:Proteintech-CN@ptglab.com)

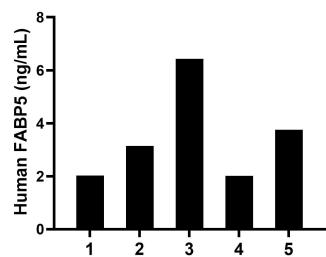
W: [ptgcn.com](http://ptgcn.com)

This product is exclusively available under Proteintech Group brand and is not available to purchase from any other manufacturer.

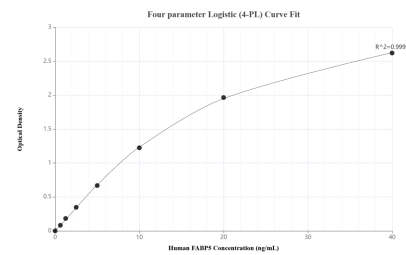
## Selected Validation Data



Urine of six individual healthy human donors was measured. The FABP5 concentration of detected samples was determined to be 16.17 ng/mL with a range of 1.14-77.03 ng/mL.



Plasma of five individual healthy human donors was measured. The FABP5 concentration of detected samples was determined to be 3.48 ng/mL with a range of 2.03-6.43 ng/mL.



Sandwich ELISA standard curve of MP02674-1, Human FABP5 Recombinant Matched Antibody Pair - PBS only. 82551-3-PBS was coated to a plate as the capture antibody and incubated with serial dilutions of standard Ag3005. 82551-2-PBS was HRP conjugated as the detection antibody. Range: 0.625-40 ng/mL.