

For Research Use Only

Cystatin C Recombinant monoclonal antibody, PBS Only (Capture)

Catalog Number: 82441-3-PBS



Basic Information

Catalog Number: 82441-3-PBS	GenBank Accession Number: GeneID (NCBI): 1471	Purification Method: Protein A purification
Source: Rabbit	UNIPROT ID: P01034	CloneNo.: 252072A8
Isotype: IgG	Full Name: cystatin C	
Immunogen Catalog Number: HZ-1211		

Applications

Tested Applications:
Cytometric bead array, Sandwich ELISA, Indirect ELISA

Species Specificity:
human

Background Information

Storage

Storage:
Store at -80°C.
The product is shipped with ice packs. Upon receipt, store it immediately at -80°C

Storage Buffer:
PBS only, pH7.3

For technical support and original validation data for this product please contact:

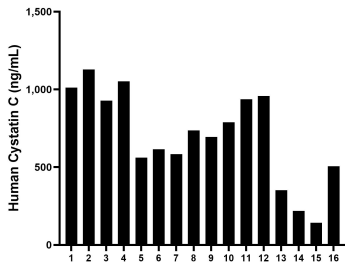
T: 4006900926

E: Proteintech-CN@ptglab.com

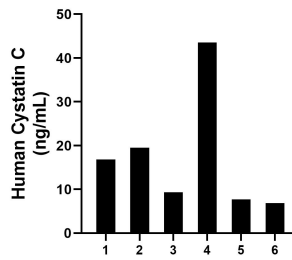
W: ptgcn.com

This product is exclusively available under Proteintech Group brand and is not available to purchase from any other manufacturer.

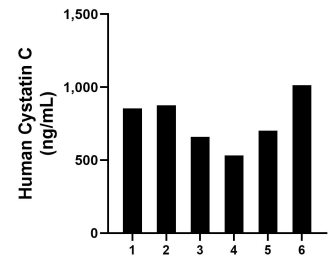
Selected Validation Data



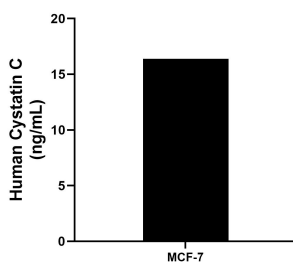
Saliva of sixteen individual healthy human donors was measured. The human Cystatin C concentration of detected samples was determined to be 701.01 ng/mL with a range of 142.93 - 1,128.79 ng/mL.



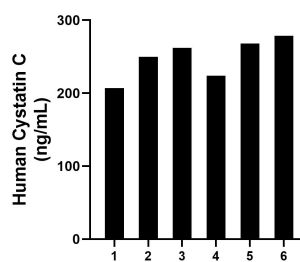
Urine of six individual healthy human donors was measured. The human Cystatin C concentration of detected samples was determined to be 17.29 ng/mL with a range of 6.84 - 43.57 ng/mL.



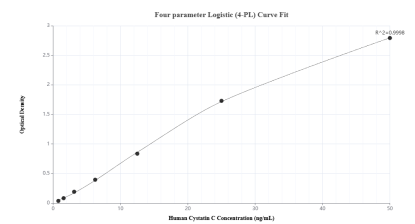
Human milk of six individual healthy human donors was measured. The human Cystatin C concentration of detected samples was determined to be 772.84 ng/mL with a range of 532.83 - 1,013.37 ng/mL.



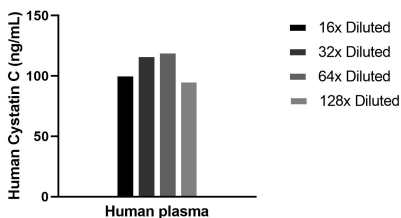
MCF-7 human breast cancer cells (5×10^6 cells/mL) were cultured in DMEM and 10% fetal bovine serum, 4 mM L-glutamine, 4500 mg/L glucose, 100 U/mL penicillin, and 100 μ g/mL streptomycin sulfate. An aliquot of the cell culture supernate was removed, assayed for human Cystatin C, and measured 16.39 ng/mL.



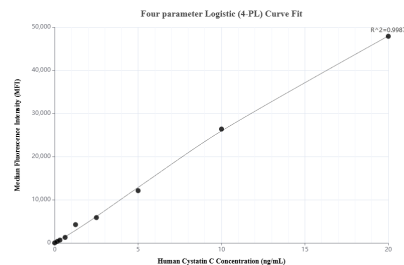
Plasma of six individual healthy human donors was measured. The human Cystatin C concentration of detected samples was determined to be 248.17 ng/mL with a range of 206.96 - 278.44 ng/mL.



Sandwich ELISA standard curve of MP02984-2, Human Cystatin C Recombinant Matched Antibody Pair - PBS only. 82441-3-PBS was coated to a plate as the capture antibody and incubated with serial dilutions of standard HZ-1211. 82441-4-PBS was HRP conjugated as the detection antibody. Range: 0.781-50 ng/mL.



The mean Cystatin C concentration was determined to be 108.6 ng/mL in Human plasma.



Cytometric bead array standard curve of MP02984-1, Cystatin C Recombinant Matched Antibody Pair, PBS Only. Capture antibody: 82441-3-PBS. Detection antibody: 82441-2-PBS. Standard: HZ-1211. Range: 0.156-20 ng/mL.