

DMT1 Recombinant antibody

Catalog Number: 81609-1-RR

Basic Information

Catalog Number:

81609-1-RR

Size:

1000 µg/ml

Source:

Rabbit

Isotype:

IgG

Immunogen Catalog Number:

AG14314

GenBank Accession Number:

BC002592

GeneID (NCBI):

4891

UNIPROT ID:

P49281

Full Name:

solute carrier family 11 (proton-coupled divalent metal ion transporters), member 2

Calculated MW:

568 aa, 62 kDa

Observed MW:

70 kDa

Purification Method:

Protein A purification

CloneNo.:

1113

Recommended Dilutions:

WB 1:5000-1:50000

IP 0.5-4.0 µg for 1.0-3.0 mg of total protein lysate

Applications

Tested Applications:

WB, IP, ELISA

Species Specificity:

human, mouse, rat

Positive Controls:**WB :** HeLa cells, HepG2 cells, HEK-293 cells, HuH-7 cells, Caco-2 cells, Neuro-2a cells, HSC-T6 cells**IP :** HEK-293 cells,

Background Information

SLC11A2 (also known as DMT1, Nramp2, and DCT1) is a member of the divalent cation transporters that plays a central role in iron homeostasis. SLC11A2 is widely expressed in many tissues including brain, kidney, testis, duodenum and placenta. As a membrane protein, SLC11A2 is localized on the apical membrane of enterocytes as well as in transferrin-cycle endosomes. Four isoforms of SLC11A2 exist due to the alternative splicing. They differ at the NH2 and COOH termini but share a common central domain. A variety of molecular weights of SLC11A2 in western blot analysis, ranging from 50 to 100 kDa, has been reported in different cells and species. The differences in molecular weights may be attributed to the level of glycosylation, proteolysis, or the membrane protein itself. This antibody detected various forms of SLC11A2 of 45-100 kDa.

Storage

Storage:

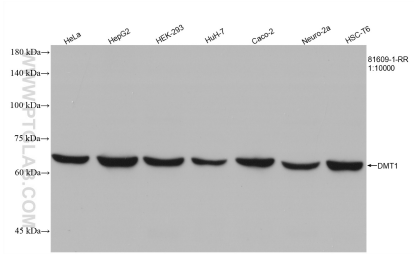
Store at -20°C. Stable for one year after shipment.

Storage Buffer:

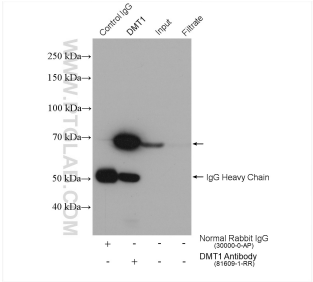
PBS with 0.02% sodium azide and 50% glycerol pH 7.3.

Aliquoting is unnecessary for -20°C storage

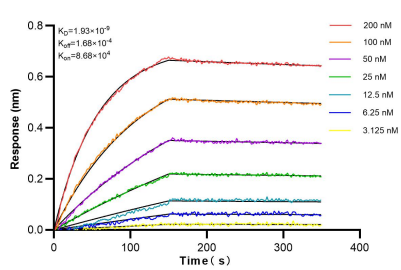
Selected Validation Data



Various lysates were subjected to SDS PAGE followed by western blot with 81609-1-RR (DMT1 antibody) at dilution of 1:10000 incubated at room temperature for 1.5 hours.



IP result of anti-DMT1 (IP:81609-1-RR, 4ug; Detection:81609-1-RR 1:2000) with HEK-293 cells lysate 1480 ug.



Biolayer interferometry (BLI) kinetic assays of 81609-1-RR against Human DMT1 were performed. The affinity constant is 1.93 nM.