

For Research Use Only

USP10 Recombinant antibody, PBS Only

Catalog Number: 81435-2-PBS



Basic Information

Catalog Number:

81435-2-PBS

Size:

1 mg/ml

Source:

Rabbit

Isotype:

IgG

Immunogen Catalog Number:

AG7233

GenBank Accession Number:

BC000263

GeneID (NCBI):

9100

UNIPROT ID:

Q14694

Full Name:

ubiquitin specific peptidase 10

Calculated MW:

87 kDa, 92 kDa

Purification Method:

Protein A purification

CloneNo.:

240583G6

Applications

Tested Applications:

WB, IF/ICC, ELISA

Species Specificity:

human, mouse

Background Information

Storage

Storage:

Store at -80°C.

The product is shipped with ice packs. Upon receipt, store it immediately at -80°C

Storage Buffer:

PBS Only

For technical support and original validation data for this product please contact:


T: 4006900926

E: Proteintech-CN@ptglab.com

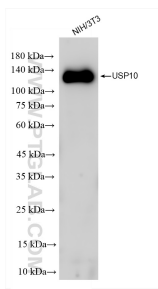
W: ptgcn.com

This product is exclusively available under Proteintech Group brand and is not available to purchase from any other manufacturer.

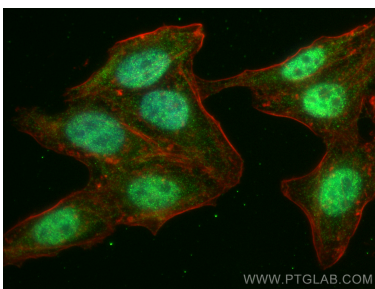
Selected Validation Data



Various lysates were subjected to SDS PAGE followed by western blot with 81435-2-RR (USP10 antibody) at dilution of 1:2500 incubated at room temperature for 1.5 hours. This data was developed using the same antibody clone with 81435-2-PBS in a different storage buffer formulation.



NIH/3T3 cells were subjected to SDS PAGE followed by western blot with 81435-2-RR (USP10 antibody) at dilution of 1:2500 incubated at room temperature for 1.5 hours. This data was developed using the same antibody clone with 81435-2-PBS in a different storage buffer formulation.



Immunofluorescent analysis of (4% PFA) fixed HepG2 cells using USP10 antibody (81435-2-RR, Clone: 240583G6) at dilution of 1:200 and Multi-rAb CoraLite® Plus 488-Goat Anti-Rabbit Recombinant Secondary Antibody (H+L) (RGAR002), CL594-phalloidin (red). This data was developed using the same antibody clone with 81435-2-PBS in a different storage buffer formulation.