

For Research Use Only

PCNA Recombinant antibody, PBS Only (Capture)

Catalog Number: 81302-3-PBS



Basic Information

Catalog Number: 81302-3-PBS	GenBank Accession Number: BC000491	Purification Method: Protein A purification
Size: 1 mg/ml	GeneID (NCBI): 5111	CloneNo.: 240306C1
Source: Rabbit	UNIPROT ID: P12004	
Isotype: IgG	Full Name: proliferating cell nuclear antigen	
Immunogen Catalog Number: AG0277	Calculated MW: 29 kDa/31 kDa	

Applications

Tested Applications:
Cytometric bead array, Sandwich ELISA, Indirect ELISA, Sample test

Species Specificity:
human

Background Information

Storage

Storage:
Store at -80°C.
The product is shipped with ice packs. Upon receipt, store it immediately at -80°C

Storage Buffer:
PBS Only

For technical support and original validation data for this product please contact:

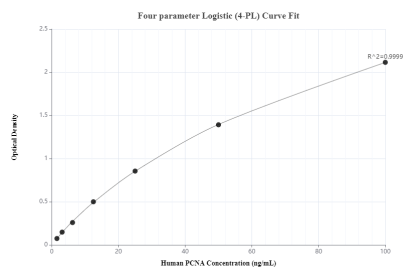
T: 4006900926

E: Proteintech-CN@ptglab.com

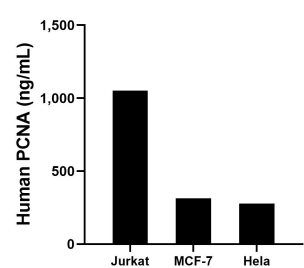
W: ptgcn.com

This product is exclusively available under Proteintech Group brand and is not available to purchase from any other manufacturer.

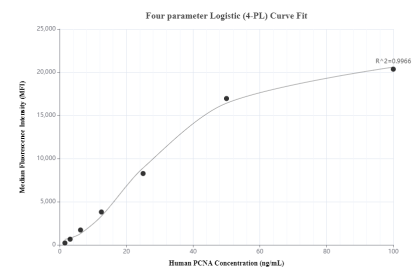
Selected Validation Data



Sandwich ELISA standard curve of MP00424-4, human PCNA Recombinant Matched Antibody Pair - PBS only. 81302-3-PBS was coated to a plate as the capture antibody and incubated with serial dilutions of standard: Ag0277. 81302-4-PBS was HRP conjugated as the detection antibody. Range: 1.56-100 ng/mL



The mean PCNA concentration was determined to be 1,050.8 ng/mL in Jurkat cell extract based on a 5.8 mg/mL extract load, 312.4 ng/mL in MCF-7 cell extract based on a 3.1 mg/mL extract load and 276.5 ng/mL in HeLa cell extract based on a 3.6 mg/mL extract load.



Cytometric bead array standard curve of MP00424-2, PCNA Recombinant Matched Antibody Pair, PBS Only. Capture antibody: 81302-3-PBS. Detection antibody: 81302-4-PBS. Standard: Ag0277. Range: 1.56-100 ng/mL