

For Research Use Only

# CD47 Recombinant antibody, PBS Only (Capture)

Catalog Number: 80924-3-PBS



## Basic Information

Catalog Number:

80924-3-PBS

Size:

1 mg/ml

Source:

Rabbit

Isotype:

IgG

GenBank Accession Number:

BC010016

GeneID (NCBI):

961

UNIPROT ID:

Q08722

Full Name:

CD47 molecule

Calculated MW:

323 aa, 35 kDa

Purification Method:

Protein A purification

CloneNo.:

240997D8

## Applications

Tested Applications:

Cytometric bead array, Indirect ELISA

Species Specificity:

human

## Background Information

### Storage

Storage:

Store at -80°C.

The product is shipped with ice packs. Upon receipt, store it immediately at -80°C

Storage Buffer:

PBS Only

For technical support and original validation data for this product please contact:

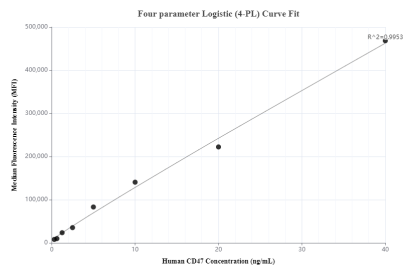
T: 4006900926

E: [Proteintech-CN@ptglab.com](mailto:Proteintech-CN@ptglab.com)

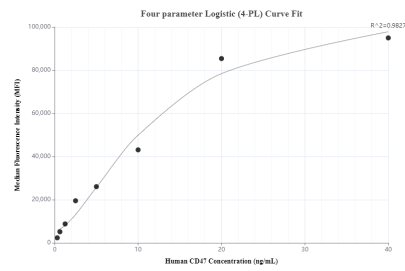
W: [ptgcn.com](http://ptgcn.com)

This product is exclusively available under Proteintech Group brand and is not available to purchase from any other manufacturer.

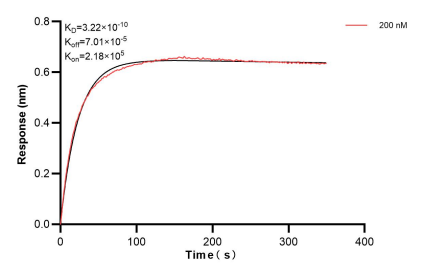
## Selected Validation Data



Cytometric bead array standard curve of MP00863-1, CD47 Recombinant Matched Antibody Pair, PBS Only. Capture antibody: 80924-3-PBS. Detection antibody: 80924-2-PBS. Standard: Eg31499. Range: 0.313-40 ng/mL



Cytometric bead array standard curve of MP00863-2, CD47 Recombinant Matched Antibody Pair, PBS Only. Capture antibody: 80924-3-PBS. Detection antibody: 80924-4-PBS. Standard: Eg31499. Range: 0.313-40 ng/mL



Biolayer interferometry (BLI) kinetic assay of 80924-3-PBS against Human CD47 was performed. The affinity constant is 0.322 nM.