

For Research Use Only

p38 MAPK Recombinant antibody, PBS Only (Detector)

Catalog Number: 80821-4-PBS



Basic Information

Catalog Number:

80821-4-PBS

Size:

1 mg/ml

Source:

Rabbit

Isotype:

IgG

Immunogen Catalog Number:

AG5115

GenBank Accession Number:

BC031574

GeneID (NCBI):

1432

UNIPROT ID:

Q16539

Full Name:

mitogen-activated protein kinase 14

Calculated MW:

360 aa, 41 kDa

Purification Method:

Protein A purification

CloneNo.:

240181A2

Applications

Tested Applications:

Cytometric bead array, Indirect ELISA

Species Specificity:

human

Background Information

Storage

Storage:

Store at -80°C.

The product is shipped with ice packs. Upon receipt, store it immediately at -80°C

Storage Buffer:

PBS Only

For technical support and original validation data for this product please contact:

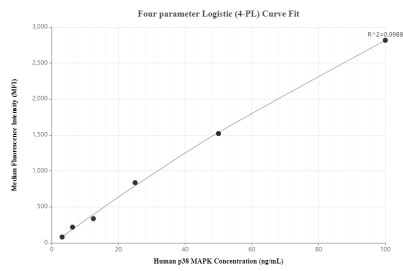
T: 4006900926

E: Proteintech-CN@ptglab.com

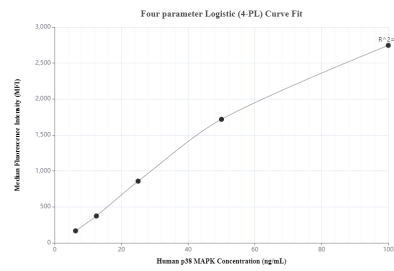
W: ptgcn.com

This product is exclusively available under Proteintech Group brand and is not available to purchase from any other manufacturer.

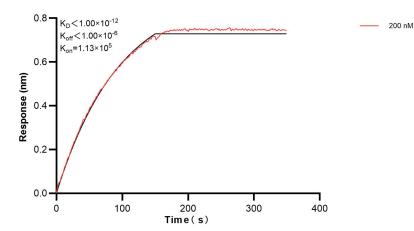
Selected Validation Data



Cytometric bead array standard curve of MP00437-2, p38 MAPK Recombinant Matched Antibody Pair, PBS Only. Capture antibody: 80821-5-PBS. Detection antibody: 80821-4-PBS. Standard: Ag5115. Range: 3.13-100 ng/mL



Cytometric bead array standard curve of MP00437-3, p38 MAPK Recombinant Matched Antibody Pair, PBS Only. Capture antibody: 80821-7-PBS. Detection antibody: 80821-4-PBS. Standard: Ag5115. Range: 6.25-100 ng/mL



Bilayer interferometry (BLI) kinetic assay of 80821-4-PBS against Human p38 MAPK was performed. The affinity constant is below 1 pM.