

For Research Use Only

DYKDDDDK tag Recombinant antibody (Binds to FLAG® tag epitope)

Catalog Number: 80801-2-RR

2 Publications



Basic Information

Catalog Number:

80801-2-RR

Concentration:

1000 ug/ml

Source:

Rabbit

Isotype:

IgG

Immunogen Catalog Number:

AG2329

GenBank Accession Number:

GeneID (NCBI):

8

Full Name:

Flag Tag

Purification Method:

Protein A purification

CloneNo.:

240568A11

Recommended Dilutions:

WB 1:5000-1:50000

IP 0.5-4.0 ug for 1.0-3.0 mg of total protein lysate

IF/ICC 1:125-1:500

Applications

Tested Applications:

WB, IF/ICC, FC (Intra), IP, ELISA

Cited Applications:

WB, IHC, IF, IP

Species Specificity:

recombinant protein

Cited Species:

mouse

Positive Controls:

WB : TDP-43-flag Transfected HEK-293T cells,

IP : Transfected HEK-293 cells,

IF/ICC : Transfected HEK-293T cells,

Background Information

Protein tags are protein or peptide sequences located either on the C- or N- terminal of the target protein, which facilitates one or several of the following characteristics: solubility, detection, purification, localization and expression. The DYKDDDDK(FLAG) peptide has been used extensively as a general tag in expression vectors. This peptide can be expressed and detected with the protein of interest as an amino-terminal or carboxy-terminal fusion. N-terminal DDDDK vectors provide an Ek cleavage site for removal of the fusion tag. The DDDDK peptide is likely to be located on the surface of a fusion protein because of its hydrophilic nature. As a result, the DDDDK peptide is more likely to be accessible to antibodies. A DDDDK-tag can be used in many different assays that require recognition by an antibody, such as western blotting, immunocytochemistry, immunoprecipitation, flow cytometry, protein purification, and in the study of protein-protein interactions, cell ultrastructure, and protein localization and so on. This antibody is a rabbit recombinant antibody raised against 3xFlag (3xDYKDDDDKT) sequence and recognizes the (1x) and (3x)DYKDDDDK peptide and detects DDDDK-tagged proteins. Anti-FLAG is a registered trademark of Sigma-Aldrich Biotechnology.

Notable Publications

Author	Pubmed ID	Journal	Application
Shan Xu	39621297	FASEB J	IHC,IF
Mengge Yin	39547416	Virus Res	WB,IF,IP

Storage

Storage:

Store at -20°C. Stable for one year after shipment.

Storage Buffer:

PBS with 0.02% sodium azide and 50% glycerol pH 7.3.

Aliquoting is unnecessary for -20°C storage

For technical support and original validation data for this product please contact:

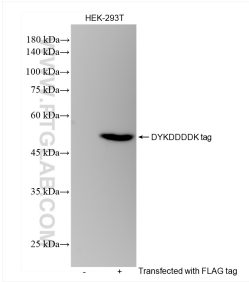
T: 4006900926

E: Proteintech-CN@ptglab.com

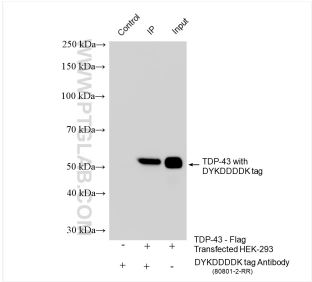
W: ptgcn.com

This product is exclusively available under Proteintech Group brand and is not available to purchase from any other manufacturer.

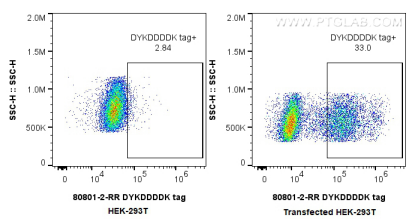
Selected Validation Data



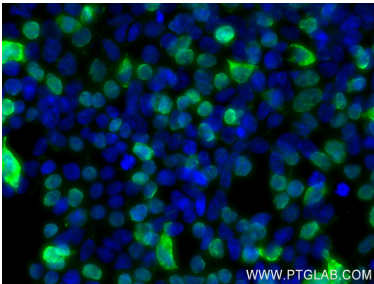
TDP-43-flag Transfected HEK-293T cells were subjected to SDS PAGE followed by western blot with 80801-2-RR (Ag2329 antibody) at dilution of 1:10000 incubated at room temperature for 1.5 hours.



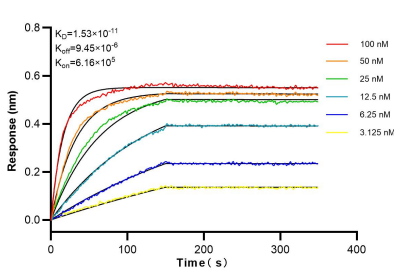
IP result of anti-DYKDDDDK tag (IP:80801-2-RR, 4ug; Detection:80801-2-RR 1:3000) with Transfected HEK-293 cells lysate 400 ug.



1x10⁶ Transfected HEK-293T cells were intracellularly stained with 0.25 ug DYKDDDDK tag Recombinant antibody (Binds to FLAG® tag epitope) (80801-2-RR, Clone:240568A11) and CoraLite®488-Conjugated Goat Anti-Rabbit IgG(H+L) (SA00013-2), and 0.25 ug Rabbit IgG Isotype Control Recombinant Antibody (98136-1-RR, Clone: 240953C9). Cells were fixed with 4% PFA and permeabilized with Flow Cytometry Perm Buffer (PF00011-C).



Immunofluorescent analysis of (4% PFA) fixed Transfected HEK-293T cells using DYKDDDDK tag antibody (80801-2-RR, Clone: 240568A11) at dilution of 1:250 and CoraLite®488-Conjugated AffiniPure Goat Anti-Rabbit IgG(H+L) (SA00013-2).



Biolayer interferometry (BLI) kinetic assays of 80801-2-RR against DYKDDDDK tag were performed. The affinity constant is 15.3 pM.