

For Research Use Only

STAR Recombinant antibody

Catalog Number: 80751-1-RR **1 Publications**



Basic Information

Catalog Number: 80751-1-RR	GenBank Accession Number: BC010550	Purification Method: Protein A purification
Size: 500 µg/ml	GeneID (NCBI): 6770	CloneNo.: 5M6
Source: Rabbit	UNIPROT ID: P49675	Recommended Dilutions: WB 1:2000-1:10000 IHC 1:250-1:1000 IF 1:50-1:500
Isotype: IgG	Full Name: steroidogenic acute regulatory protein	
Immunogen Catalog Number: AG2862	Calculated MW: 285 aa, 32 kDa	
	Observed MW: 32 kDa	

Applications

Tested Applications:

IF-P, IHC, WB, ELISA

Cited Applications:

WB

Species Specificity:

Human, rat, pig, mouse

Cited Species:

mouse

Note-IHC: suggested antigen retrieval with TE buffer pH 9.0; (*) Alternatively, antigen retrieval may be performed with citrate buffer pH 6.0

Positive Controls:

WB: human testis tissue, K-562 cells, pig adrenal gland tissue, human adrenal gland tissue, rat testis tissue, rat adrenal gland tissue

IHC: mouse testis tissue,

IF: mouse testis tissue,

Background Information

Steroidogenic acute regulatory protein (StAR) is a key player in acute regulation of hormone-induced steroidogenesis, by facilitating cholesterol transport from cellular stores to inner mitochondria membrane where the cholesterol was converted to pregnenolone. StAR is prevalently expressed in mitochondria of steroid-producing adrenal and gonadal tissue.

Notable Publications

Author	Pubmed ID	Journal	Application
Xiu-Liang Li	37207578	Ecotoxicol Environ Saf	WB

Storage

Storage:

Store at -20°C.

Storage Buffer:

PBS with 0.02% sodium azide and 50% glycerol pH 7.3.

Aliquoting is unnecessary for -20°C storage

For technical support and original validation data for this product please contact:

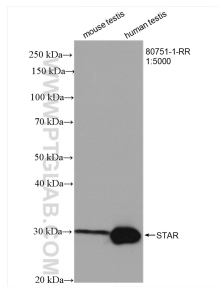
T: 4006900926

E: Proteintech-CN@ptglab.com

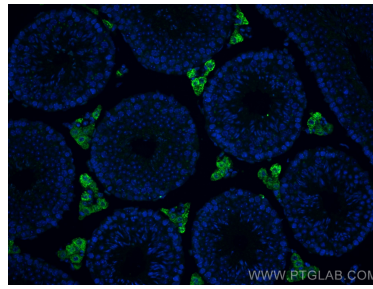
W: ptgcn.com

This product is exclusively available under Proteintech Group brand and is not available to purchase from any other manufacturer.

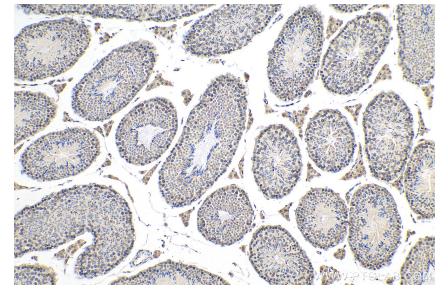
Selected Validation Data



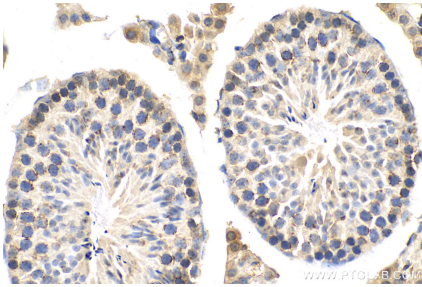
Various lysates were subjected to SDS PAGE followed by western blot with 80751-1-RR (STAR antibody) at dilution of 1:5000 incubated at room temperature for 1.5 hours.



Immunofluorescent analysis of (4% PFA) fixed mouse testis tissue using STAR antibody (80751-1-RR, Clone: 5M6) at dilution of 1:200 and CoraLite®488-Conjugated AffiniPure Goat Anti-Rabbit IgG(H+L).



Immunohistochemical analysis of paraffin-embedded mouse testis tissue slide using 80751-1-RR (STAR antibody) at dilution of 1:500 (under 10x lens). Heat mediated antigen retrieval with Tris-EDTA buffer (pH 9.0).



Immunohistochemical analysis of paraffin-embedded mouse testis tissue slide using 80751-1-RR (STAR antibody) at dilution of 1:500 (under 40x lens). Heat mediated antigen retrieval with Tris-EDTA buffer (pH 9.0).